

NETTIE JARVIS PORCH RECONSTRUCTION

101 FAIRFIELD HILL ROAD, BLOOMFIELD, KENTUCKY

ENGINEERING ACCOUNT NO. 625-1900
 KENTUCKY TRANSPORTATION CABINET
 NO. 12F0-625-1900-04-0071-FD52-090-8674601D

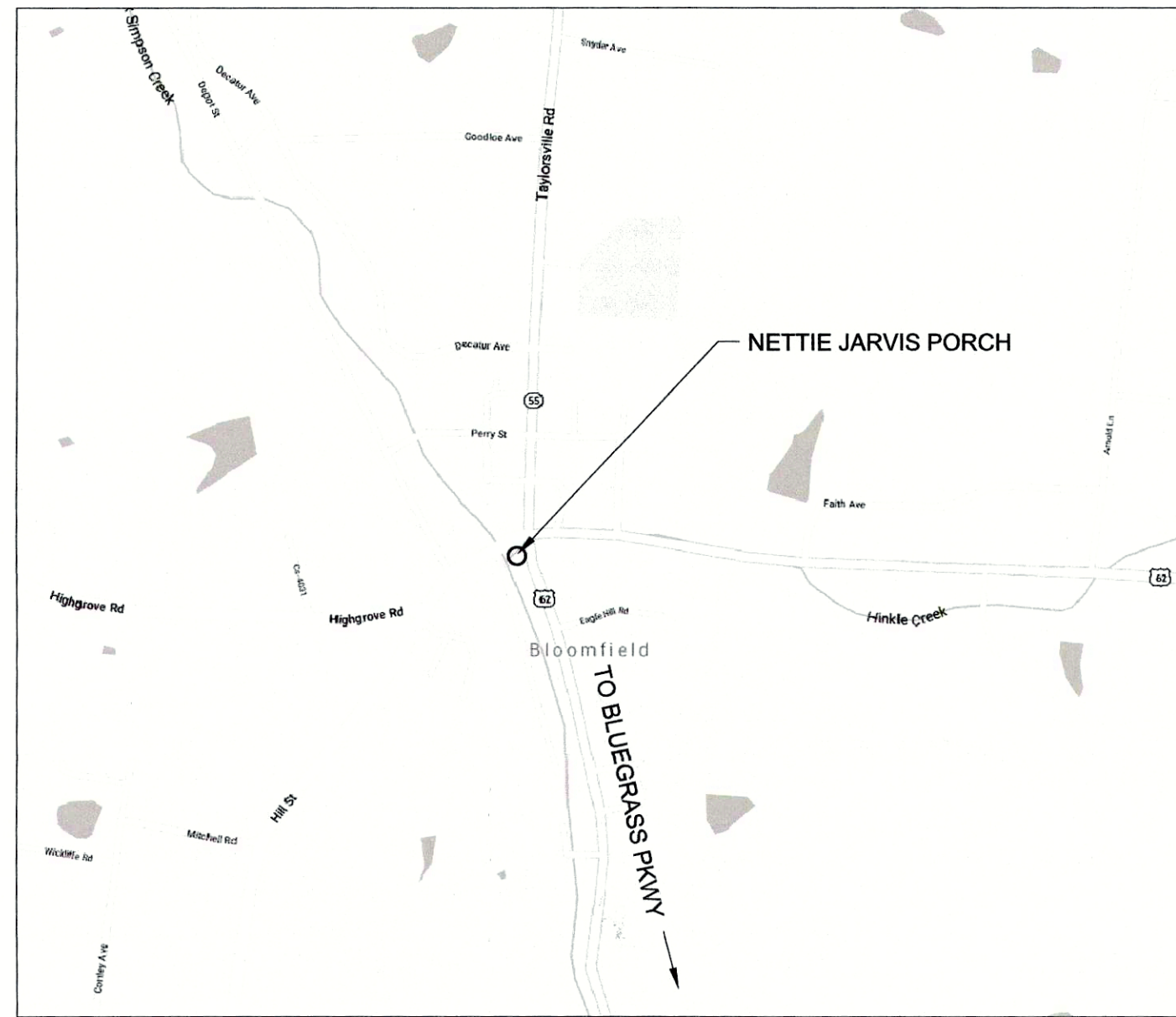
**GOVERNOR:
 MATTHEW G. BEVIN**

**FINANCE CABINET SECRETARY:
 WILLIAM LANDRUM III**


**OWNER:
 COMMONWEALTH OF KENTUCKY
 FINANCE AND ADMINISTRATION CABINET
 DIVISION OF ENGINEERING AND CONTRACT ADMINISTRATION
 DEPARTMENT FOR FACILITIES AND SUPPORT SERVICES
 BUSH BUILDING
 403 WAPPING STREET
 FRANKFORT, KENTUCKY**

ARCHITECT **POTTS**
 ARCHITECTS - PLLC
 431 SOUTH MILL STREET LEXINGTON, KENTUCKY 40508-2925
 PH. (859) 252-0166 WWW.POTTSARCH.COM

BID DOCUMENTS

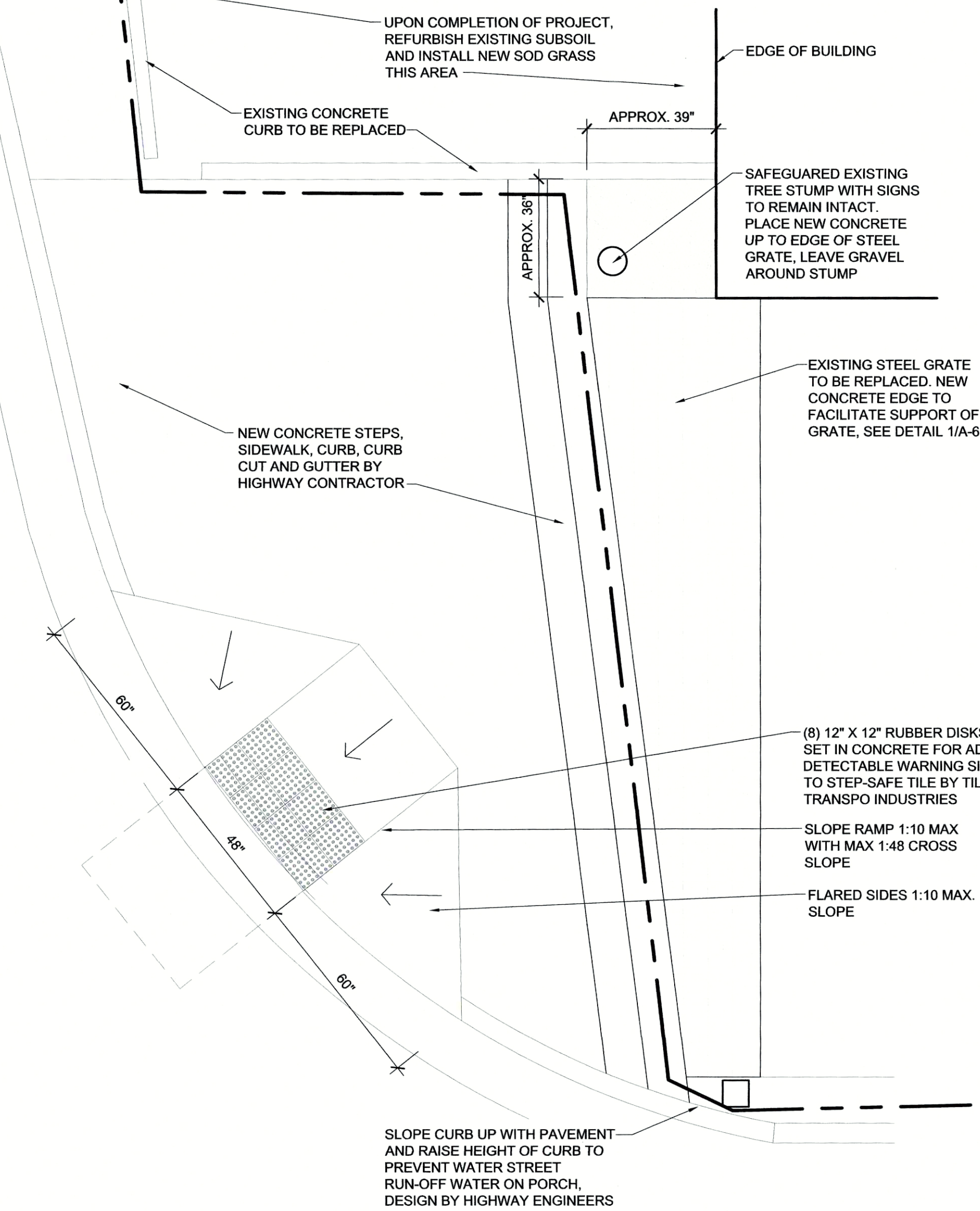


VICINITY MAP
 SCALE: NOT TO SCALE



BUILDING CODES	PROJECT DESCRIPTION	
<p>DESIGN AND WORK ON THIS PROJECT IS BASED ON THE FOLLOWING CODES:</p> <p>2015 EDITION INTERNATIONAL BUILDING CODE 2018 KENTUCKY BUILDING CODE, APRIL 2018 EDITION</p> <p>BUILDING TYPE IS 3B - USE GROUP IS BUSINESS</p> <p>NO INTERIOR WORK IS PLANNED. NO MODIFICATIONS ARE BEING MADE TO ENTRANCES. IT IS THE PROJECTS INTENT TO REPRODUCE THE EXISTING PORCH WITH NEW CONSTRUCTION MEETING CURRENT BUILDING CODE.</p> <p>PORCH ROOF IS NOT FOR PUBLIC USE AND RAILING IS DECORATIVE ONLY.</p> <p>PORCH FLOOR IS DESIGNED FOR 100 PSF LIVE LOAD.</p> <p>EXISTING HEAVY TIMBER IS BEING REPLACED FOR FRONT COLUMNS AND BEAMS DUE TO EXISTING ROT DECAY.</p> <p>SIDE OF PORCH OVER-LOOKING CREEK BELOW IS TO INCLUDE NEW 42" HIGH GUARDS, INCLUDING GUARDS FROM REAR YARD LOOKING OVER CREEK.</p>	<p>THIS PROJECT INCLUDES THE RECONSTRUCTION OF A PORCH FOR THE NETTIE JARVIS BUILDING. RECONSTRUCTION WORK INCLUDES REMOVAL AND REPLACEMENT OF THE EXISTING PORCH THAT SPANS OVER A STORM-WATER DRAINAGE SYSTEM. THE PORCH BEARS ON AN HISTORIC TWO-STORY BUILDING ON ONE SIDE AND ON A ROAD CONCRETE RETAINING WALL ON THE OTHER SIDE.</p> <p>KENTUCKY TRANSPORTATION CABINET (KYTC) DISTRICT 4 BRIDGE AND ROAD PROJECT NECESSITATES THE REMOVAL OF THE NETTIE JARVIS PORCH IN ORDER TO REPLACE THE ROAD RETAINING WALL THAT THE PORCH BEARS UPON. THIS ROAD RETAINING WALL ALSO SERVES AS THE SIDE OF A STORM DRAINAGE SYSTEM RUNNING UNDER THE PORCH. KYTC PROJECT AS DESCRIBED ALSO INCLUDES THE REPLACEMENT OF A BRIDGE THAT IS ADJACENT TO THE NETTIE JARVIS PORCH. SEQUENCING OF THE PORCH WORK IS THEREFORE CRITICAL TO THE CONSTRUCTION OF THE BRIDGE ROADWAY PROJECT.</p> <p>GIVEN THE CRITICAL NATURE OF THE SEQUENCING AND INTERCONNECTIONS OF THE ROAD PROJECT TO THE PORCH PROJECT, THE PORCH CONTRACTOR WILL BE A SUBCONTRACTOR TO THE PRIME ROAD CONTRACTOR.</p> <p>THE PORCH CONTRACTOR IS TO COORDINATE AND SCHEDULE ALL WORK PER DIRECTION OF THE PRIME ROAD CONTRACTOR AND IS IN ESSENCE OF THE OVERALL CONTRACT. A SUBCONTRACTOR TO THE PRIME. IN ADDITION TO THIS ROLE AS SUBCONTRACTOR, THE PORCH CONTRACTOR SHALL BE OBLIGATED TO MEET THE REQUIREMENTS AS A GENERAL CONTRACTOR UNDER THE GENERAL CONDITIONS - GENERAL CONTRACTOR FOR THE PORCH DEMOLITION/ RECONSTRUCTION WORK.</p> <p>THE NETTIE JARVIS BUILDING PLUS PORCH IS LISTED ON THE NATIONAL REGISTER OF HISTORIC PLACES. WORK FOR THIS RECONSTRUCTION MUST ADHERE TO THE SECRETARY OF THE INTERIOR'S STANDARDS FOR RECONSTRUCTION OF HISTORIC STRUCTURES.</p> <p>THE PORCH CONTRACTOR SHALL PROVIDE EVIDENCE OF A MINIMUM OF 15 YEARS OF RELATED WORK EXPERIENCE ON HISTORIC REGISTER BUILDINGS. THE SUCCESSFUL BIDDER SHALL SUPPLY A LIST OF RELATED HISTORIC CONSTRUCTION EXPERIENCE LISTING BUILDING PROJECT AND CONTACT REFERENCES WITHIN 1 HOUR AFTER BID OPENING.</p> <p>THE PORCH CONTRACTOR SUCCESSFUL BIDDER SHALL ALSO INCLUDE PROOF OF CERTIFICATION WITHIN ONE HOUR AFTER BID OPENING SHOWING THEIR STONE MASON CERTIFICATION BY DRY STONE CONSERVANCY OR A LIST OF EVIDENCE SHOWING EQUIVALENT SKILL LEVEL. STONE INSTALLATION IS A SMALL PORTION OF THE WORK, BUT HIGHLY VISIBLE.</p>	
INDEX TO DRAWINGS	DRAWING INFORMATION	
<p>C-1 COVER SHEET SD-1 SITE PLAN D-1 DEMOLITION PLAN & ELEVATION D-2 DEMOLITION PLANS D-3 DEMOLITION SECTION A-1 PLAN, ELEVATION & NOTES A-2 FRAMING & CREEK PLANS A-3 ROOF & FRAMING PLANS A-4 SECTION & DETAILS A-5 CREEK ELEVATION & DETAILS A-6 DETAILS A-7 STRUCTURAL DETAILS</p>	<p>A&E FILE NO. 1601 DRAWING DATE 7/30/2019 DRAWN BY POTTS STAFF CHECKED BY POTTS PHASE BID RTA DATE 10/30/2019</p>	<p>NETTIE JARVIS PORCH RECONSTRUCTION BLOOMFIELD, KENTUCKY</p> <p>COVER SHEET</p> <p>ACCOUNT NO. 625-1900</p> <p>COMMONWEALTH OF KENTUCKY FINANCE AND ADMINISTRATION CABINET DEPARTMENT FOR FACILITIES AND SUPPORT SERVICES DIVISION OF ENGINEERING AND CONTRACT ADMINISTRATION FRANKFORT, KENTUCKY</p> <p>POTTS ARCHITECTS - PLLC 431 SOUTH MILL STREET LEXINGTON, KENTUCKY 40508-2925 PH. (859) 252-0166 FAX (859) 252-0438 WWW.POTTSARCH.COM</p> <p>AGENCY AUTHORIZED AGENT APPROVED FOR PROGRAM CONCEPT ONLY DATE 11/04/2019</p> <p>DIVISION OF ENGINEERING APPROVED FOR PROGRAM CONCEPT ONLY DATE 11/3/2019</p>

REVISED 1-21-20



1 CORNER SIDEWALK DETAIL

SD-1 SCALE: 3/8"=1'-0"

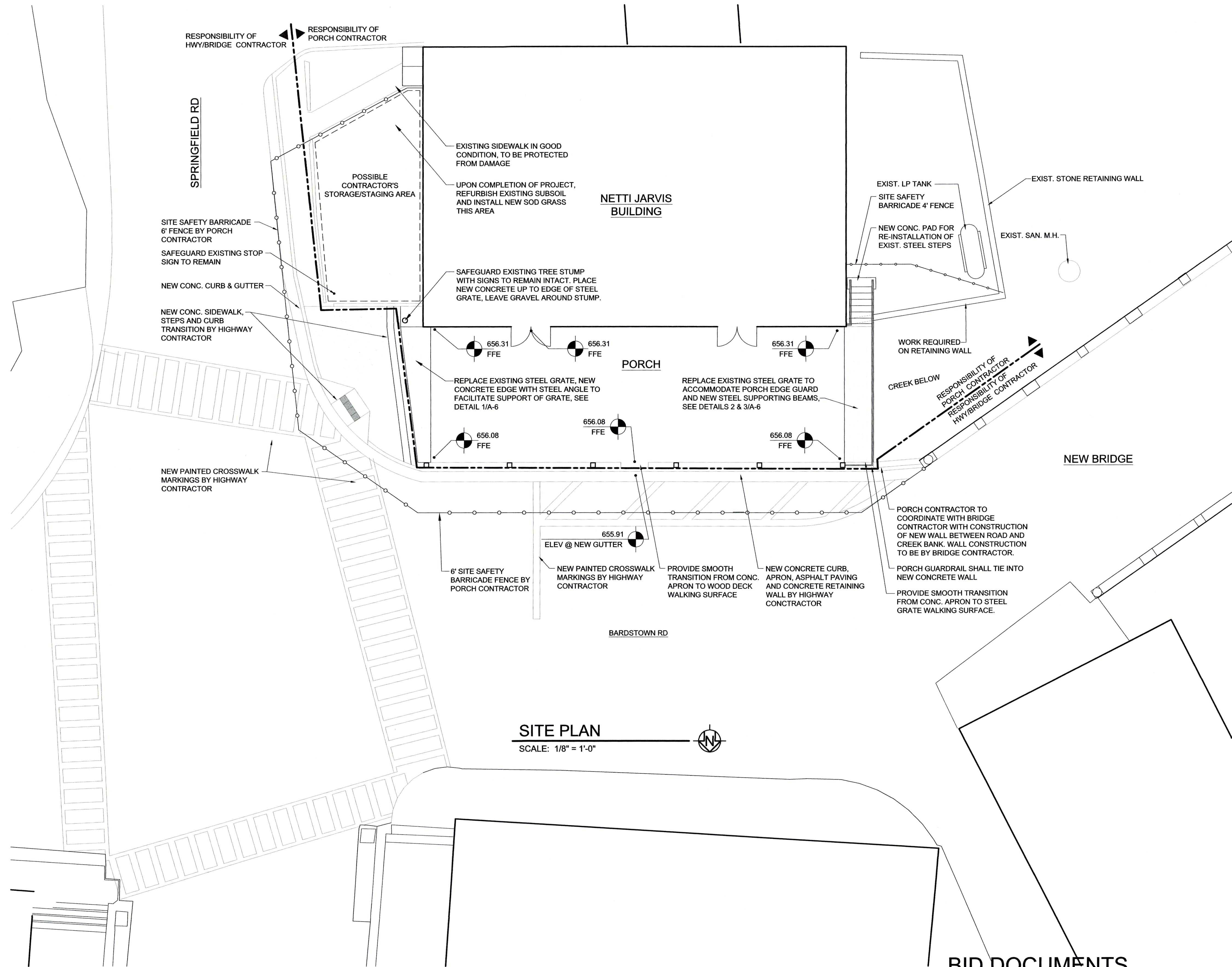
NOTE: HIGHWAY CONTRACTOR CONSTRUCTING CONCRETE SIDEWALK AND CURB CUT TO FOLLOW CURB CUT DETAILS ON SIDEWALK RAMPS, STANDARD DRAWING NO. RPM-170-09 ISSUED BY KENTUCKY DEPARTMENT OF HIGHWAYS.

ADA GUIDELINES FOR CURB CUT

DRAWINGS REPRESENT REQUIRED DIMENSIONS TO MEET CURRENT ADA STANDARDS WITH A DIAGONAL CURB RAMP FOR 6" GRADE DIFFERENCE BETWEEN TOP OF SIDEWALK AND STREET ELEVATION, (THIS NEEDS TO BE VERIFIED). WIDTH OF RAMP SHALL BE MIN. 48" AND HAVE MAX. 1:48 CROSS SLOPE. FLARED SIDES TO BE MAX 1:10 SLOPE. TOP OF RAMP SHALL HAVE LEVEL LANDING 36" X 36". BOTTOM OF RAMP SHALL HAVE LEVEL LANDING OF 36" X 48". FLARED SIDES SHALL BE MIN. 24" INSIDE OF PAINTED CROSSWALK STRIPING. MODIFY CURB CUT TO ACCOMMODATE ACTUAL DIFFERENCE IN STREET AND SIDEWALK ELEVATIONS.

GENERAL WORK GUIDELINES:

- A. WORK ON THIS PROJECT MUST ADDRESS SAFEGUARDS FOR WORKING OVER THE CREEK. IT SHALL BE THIS CONTRACTOR'S RESPONSIBILITY TO CATCH AND COLLECT ANY CONSTRUCTION DEBRIS FROM THIS PARTICULAR PROJECT THAT MAY END UP IN THE WATER.
- B. IT IS THE CONTRACTOR'S RESPONSIBILITY TO ADHERE TO OSHA REGULATIONS AND GUIDELINES, INCLUDING USE OF MECHANICAL LIFTS AND FALL PROTECTION AND ETC. AS IT APPLIES TO THIS PROJECT.
- C. THE BUILDING'S FRONT ENTRANCES WILL BE CLOSED DURING THE DURATION OF THIS PROJECT. DO NOT BLOCK ACCESS IN THE REAR FOR OWNER PERSONNEL TO COME AND GO AS MAY BE NECESSARY. THE INTERIOR OF THE BUILDING MAY BE USED BY THE PUBLIC DURING CONSTRUCTION PERIOD.
- D. REFER TO DEMOLITION DRAWING FOR ADDITIONAL NOTES.
- E. REFER TO SPECIAL CONDITIONS INCLUDED IN SPECIFICATIONS FOR ADDITIONAL GUIDELINES AND REQUIREMENTS. PROVIDE PORTABLE TOILET FACILITIES INSIDE WORK AREA FOR WORKERS. ACCESS TO WATER AND ELECTRICITY SOURCES WILL BE PROVIDED. HOSES AND LINES BY CONTRACTOR. WORKMEN ARE NOT ALLOWED IN THE BUILDING.
- F. CONTRACTOR SHALL MAINTAIN MATERIAL STAGING AREA IN NEAT AND CLEAN APPEARANCE AT ALL TIMES. PROVIDED 6 FOOT HIGH CHAIN LINK FENCE AROUND WORK AREA AND PUBLIC STREET.
- G. EXISTING GRASS AREA DESIGNATED FOR CONTRACTOR'S STORAGE AREA TO BE PREPARED AND NEW GRASS SOD LAID AFTER PROJECT IS COMPLETED.

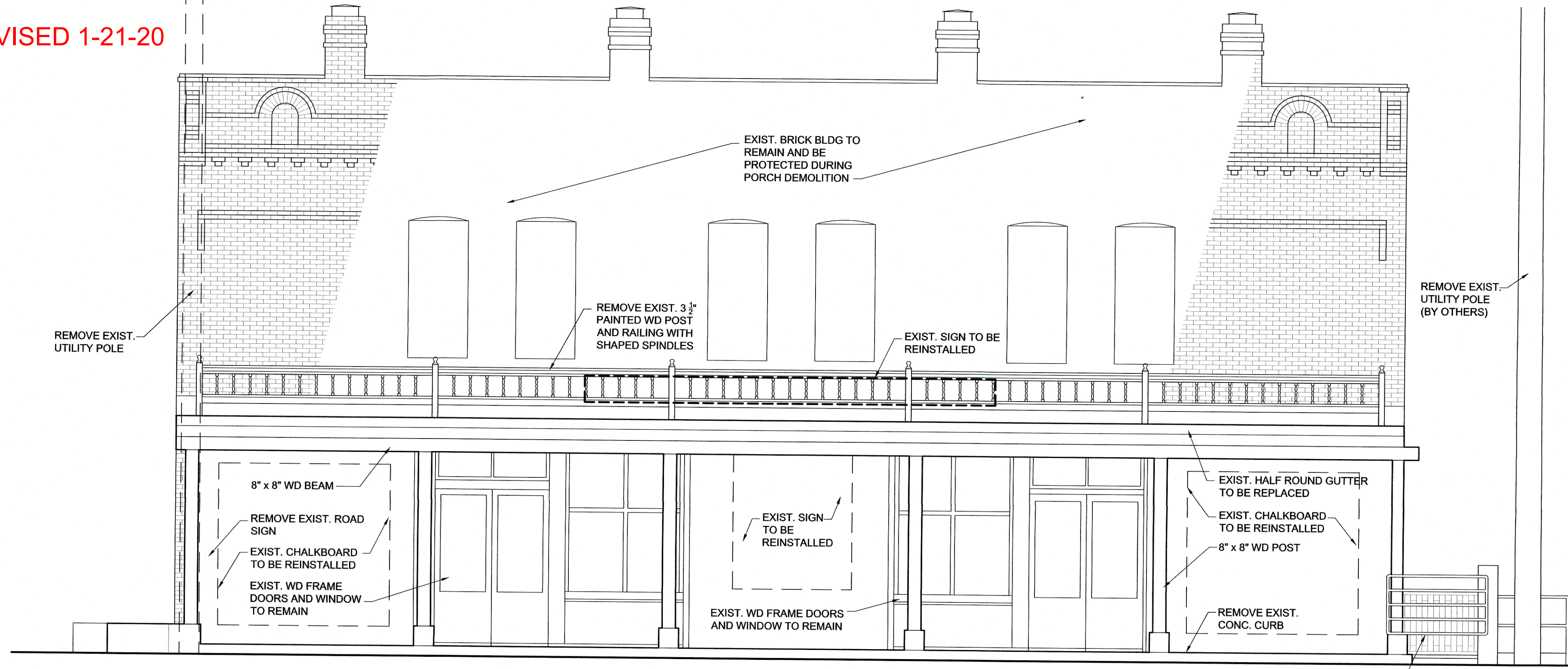


BID DOCUMENTS

KYTC ACCOUNT NO. 12F0-625-1900-04-0071-FD52-090-8674601D

	DRAWING INFORMATION		NETTIE JARVIS PORCH RECONSTRUCTION BLOOMFIELD, KENTUCKY		DRAWING NO.																														
	A&E FILE NO.	1601			<p>SD-1</p> <p>AS BUILT DATE MM/DD/YR</p> <p>DECA LOG # A1C-5559</p>																														
	DRAWING DATE	7/30/2019																																	
	DRAWN BY	POTTS STAFF	ACCOUNT NO.	625-1900																															
CHECKED BY	POTTS																																		
		PHASE	COMMONWEALTH OF KENTUCKY FINANCE AND ADMINISTRATION CABINET DEPARTMENT FOR FACILITIES AND SUPPORT SERVICES DIVISION OF ENGINEERING AND CONTRACT ADMINISTRATION FRANKFORT, KENTUCKY																																
		RTA DATE	<p>POTTS ARCHITECTS - PLLC</p> <p>431 SOUTH HILL STREET LEONINGTON, KENTUCKY 40350-2005 PH (859) 252-0166 FAX (859) 252-3438 WWW.POTTSARCH.COM</p>																																
<p>REVISION HISTORY OF THIS DRAWING</p> <table border="1"> <thead> <tr> <th>NO.</th> <th>DESCRIPTION OF REVISIONS</th> <th>DATE</th> <th>NO.</th> <th>DESCRIPTION OF REVISIONS</th> <th>DATE</th> </tr> </thead> <tbody> <tr> <td>1</td> <td></td> <td></td> <td>5</td> <td></td> <td></td> </tr> <tr> <td>2</td> <td></td> <td></td> <td>6</td> <td></td> <td></td> </tr> <tr> <td>3</td> <td></td> <td></td> <td>7</td> <td></td> <td></td> </tr> <tr> <td>4</td> <td></td> <td></td> <td>8</td> <td></td> <td></td> </tr> </tbody> </table>						NO.	DESCRIPTION OF REVISIONS	DATE	NO.	DESCRIPTION OF REVISIONS	DATE	1			5			2			6			3			7			4			8		
NO.	DESCRIPTION OF REVISIONS	DATE	NO.	DESCRIPTION OF REVISIONS	DATE																														
1			5																																
2			6																																
3			7																																
4			8																																

REVISED 1-21-20



A DEMOLITION NORTH ELEVATION
SCALE: 1/4" = 1'-0"

GENERAL DEMOLITION NOTES:

- A. DEMOLITION DRAWINGS SHOW GENERAL APPEARANCE AND SIZE OF EXISTING CONSTRUCTION PRIOR TO THIS PROJECT BEING IMPLEMENTED.
- B. THIS PROJECT SHALL COMPLETELY REMOVE AND REPLACE EXISTING PORCH CONSTRUCTION AND DUPLICATE THE APPEARANCE TO THE BEST EXTENT POSSIBLE, WITH SOME EXCEPTIONS AS INDICATED ON "A" SHEETS FOR IMPROVED STRUCTURAL STABILITY, GUARD RAILINGS ON SIDE OF PORCH AND IMPROVEMENT MADE TO EXISTING RETAINING WALL ON THE RIGHT SIDE.
- C. EXISTING TWO STORY BRICK BUILDING WITH STONE FOUNDATION SHALL REMAIN AND BE PROTECTED DURING THE ENTIRE TIME OF CONSTRUCTION. THE BUILDING MAY BE PARTIALLY OCCUPIED DURING THE COURSE OF WORK, USING ONLY THE SIDE ENTRANCE.
- D. THIS CONTRACTOR SHALL COORDINATE DEMOLITION WORK WITH APPOINTED HIGHWAY CONTRACTOR BUILDING THE BRIDGE AND CONSTRUCTION OF NEW ASPHALT PAVING AND CONCRETE CURBS.
- E. SEQUENCING: PORCH CONTRACTOR SHALL DEMOLISH THE PORCH, THEN ALLOW THE BRIDGE CONTRACTOR TO DEMOLISH CONC. RETAINING WALL AND STEEL BEAMS. BRIDGE CONTRACTOR WILL THEN RECONSTRUCT FOUNDATION WALL UNDER THE PORCH COLUMNS AND SET THE STEEL BEAMS. PORCH CONTRACTOR CAN THEN START CONSTRUCTION OF NEW PORCH.
- F. THIS CONTRACTOR SHALL BE RESPONSIBLE FOR THE COMPLETE REPLACEMENT OF PORCH CONSTRUCTION AND THE BUILDING'S STRUCTURAL STABILITY DURING THE ENTIRE COURSE OF DEMOLITION AND CONSTRUCTION.
- G. THIS CONTRACTOR SHALL BE RESPONSIBLE TO MAKE ANY REPAIRS (AT NO ADDITIONAL COST TO OWNER) TO EXISTING CONSTRUCTION TO REMAIN THAT IS DAMAGED DURING THE COURSE OF DEMOLITION AND CONSTRUCTION. CONTRACTOR SHALL MAKE RECORD PHOTOGRAPHS OF EXISTING CRACKED BRICKWORK BEFORE CONSTRUCTION STARTS.
- H. TAKE EXTREME CARE TO NOT ALLOW DEMOLITION OR CONSTRUCTION DEBRIS TO ENTER THE CREEK OR FLOAT DOWN STREAM. PROVIDE SOME TYPE OF FILTER OR TARP UNDER THE PORCH WHEN REMOVING SMALL ITEMS LIKE NAILS FROM WOOD FLOORING.
- I. MAKE SURE MOVEABLE ITEMS ARE REMOVED FROM PORCH AS LISTED. CONTRACTOR TO PROVIDE PLYWOOD PROTECTION OF STOREFRONT PRIOR TO DEMOLITION.
- J. ERECT AND MAINTAIN SAFETY FENCING AND BARRICADE AROUND CONSTRUCTION SITE.
- K. REFER TO DETAILS FOR CUTTING AND PATCHING REQUIRED FOR STRUCTURAL BEARING SUPPORT.
- L. REFER TO OTHER DRAWINGS FOR CUTTING FOR MASONRY AND STONE TUCKPOINTING.
- M. REFER TO SPECIFICATIONS FOR ADDITIONAL REQUIREMENTS.

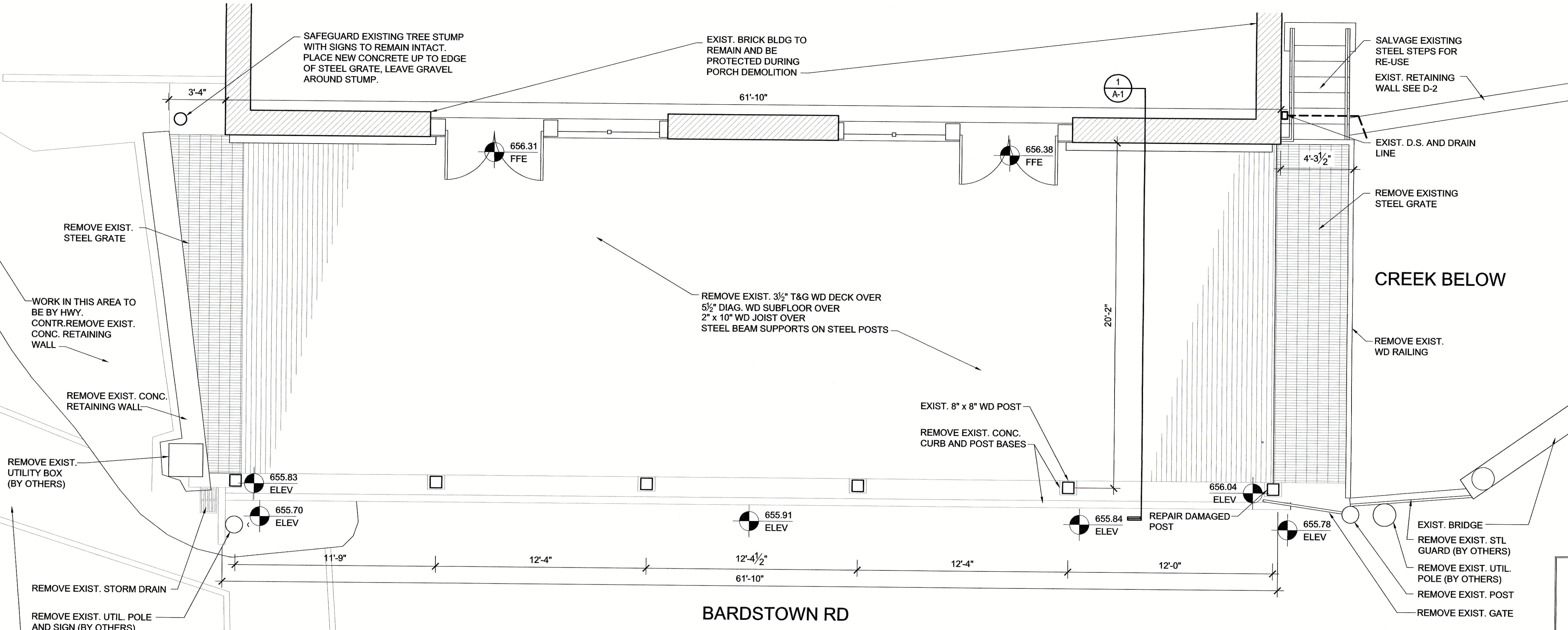
SELECTIVE DEMOLITION INCLUDES:

- 1. DEMOLITION AND REMOVAL WOOD PORCH FLOOR, COLUMNS AND PORCH ROOF.
- 2. DEMOLITION AND REMOVAL OF CONCRETE RETAINING WALL AND STEEL COLUMNS BY THE BRIDGE CONTRACTOR.
- 3. PROTECT ALL WINDOWS AND DOORS FROM DAMAGE DURING DEMOLITION PROCESS.
- 4. ENSURE BUILDING OWNER'S PERSONNEL HAVE SHUT OFF ELECTRICITY TO ELECTRICAL ITEMS ON PORCH PRIOR DEMOLITION.
- 5. MATERIALS TO BE SALVAGED INCLUDE THE FOLLOWING:
 - A. ELECTRIC FANS MOUNTED TO PORCH CEILING
 - B. SECURITY DEVICE MOUNTED TO PORCH CEILING
 - C. STEEL GRATE MATERIALS (ONLY TO BE MATCHED)
 - D. CATTLE GATE (FOR OWNER'S USE)

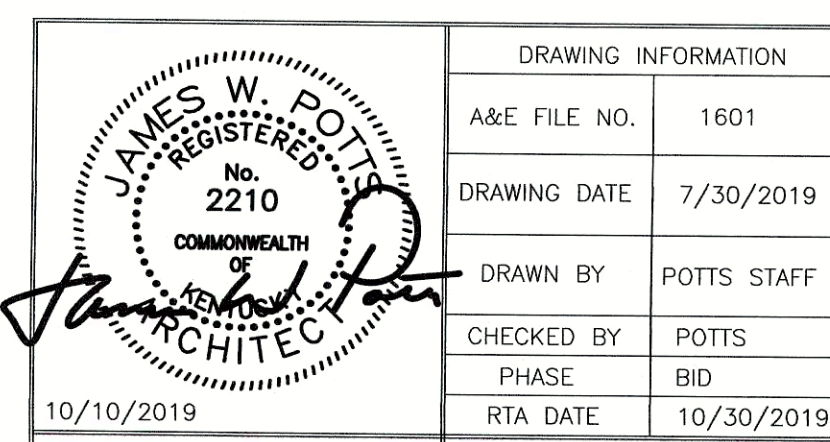
COORDINATION NOTES:

IN AN EFFORT TO STREAMLINE COORDINATION EFFORTS, THE FOLLOWING GUIDELINES SHALL BE ADHERED TO.

- A. MATERIALS TO BE SALVAGED BY OWNER, AND RE-INSTALLED BY OWNER:
 - 1. TWO EXISTING LARGE CHALK BOARDS
 - 2. WOOD BARRELS
 - 3. LARGE SIGNS ON BUILDING
 - 4. LARGE SIGN ON PORCH RAILING
 - 5. DOOR BELL AND LITTLE ACCESSORIES
 - 6. CATTLE GATE
- B. MATERIALS TO BE SALVAGED BY CONTRACTOR AND INSTALLED BY CONTRACTOR:
 - 1. ROOF SUPPORT POSTS AND BEAM TO BE SALVAGED WITH OWNER HAVING FIRST REFUSAL, AND IF NOT WANTED, THEN BECOME CONTRACTORS TO HAUL AWAY
 - 2. TWO CEILING FANS
 - 3. SECURITY CAMERAS ON WOOD CEILING
 - 4. EXISTING STEEL STEPS TO BACKYARD
- C. WORK BY HIGHWAY CONTRACTOR:
 - 1. DEMOLITION OF RETAINING WALL SUPPORTING HIGHWAY AND PORCH POSTS.
 - 2. RE-CONSTRUCTION OF RETAINING WALL SUPPORTING HIGHWAY AND FRONT OF PORCH. FURNISHING AND INSTALLING STEEL BEAMS.
 - 3. ALL ASPHALT PAVING AND CONCRETE STREET GUTTERS.
 - 4. TRENCH DRAIN AND CONCRETE APRON IN FRONT OF PORCH
 - 5. REMOVAL OF ALL STREET UTILITIES AND UTILITY POLES.
 - 6. CONCRETE SIDEWALK AT CORNER OF STREETS.

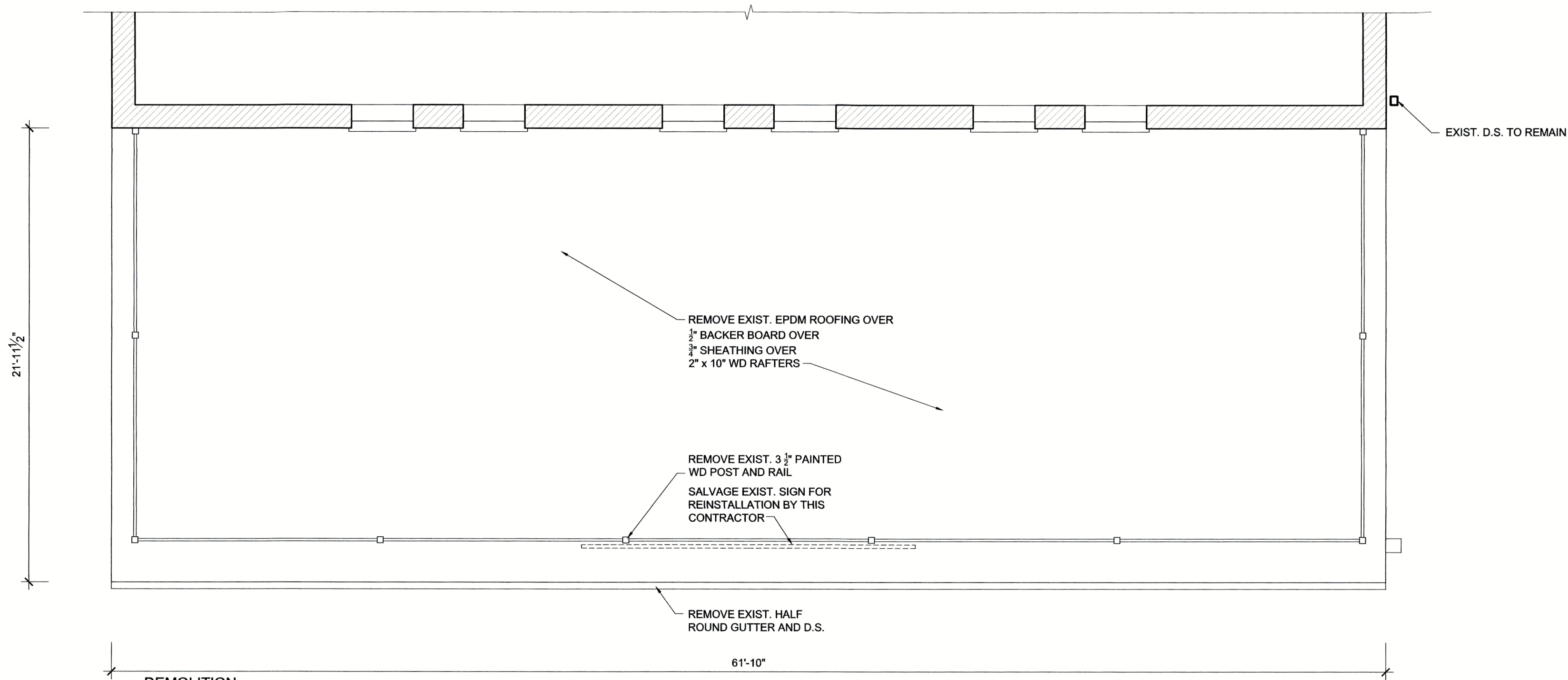


B DEMOLITION PORCH PLAN
SCALE: 1/4" = 1'-0"

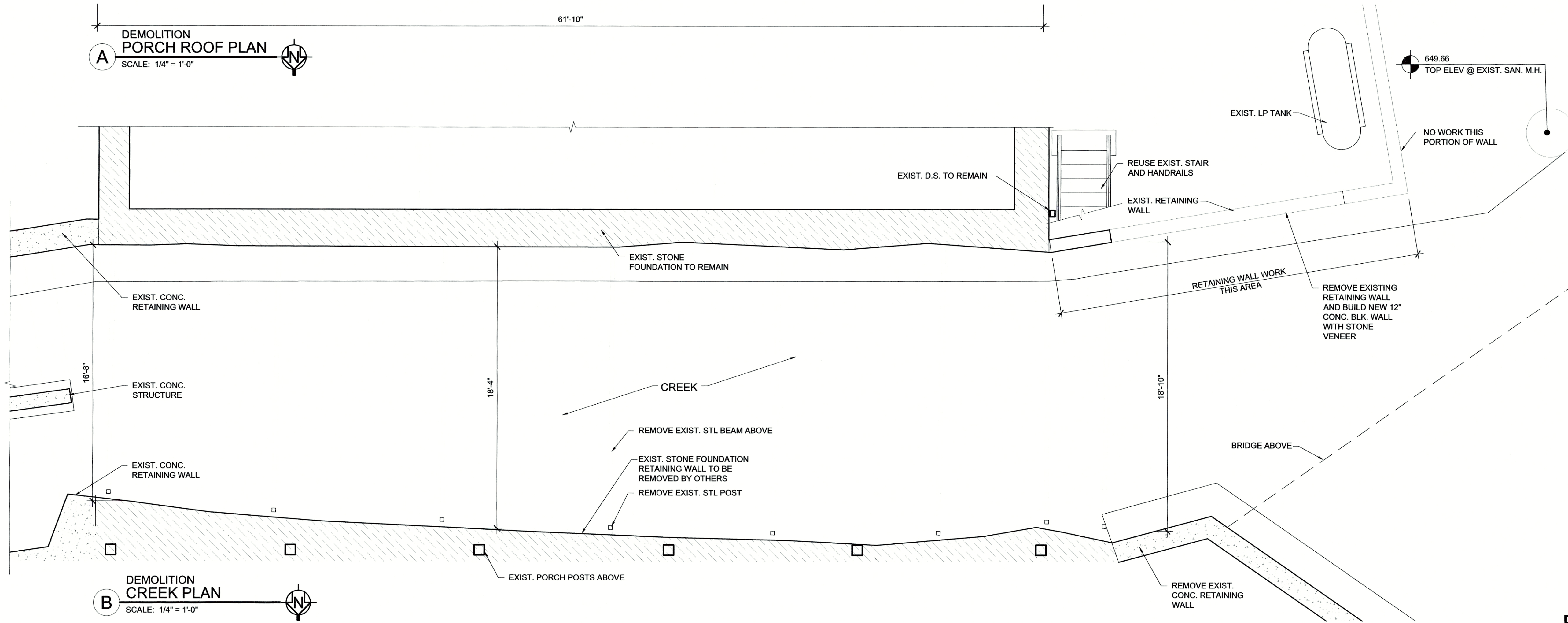


DRAWING INFORMATION		NETTIE JARVIS PORCH RECONSTRUCTION BLOOMFIELD, KENTUCKY		DRAWING NO.
A&E FILE NO.	1601	ACCOUNT NO. 625-1900		D-1
DRAWING DATE	7/30/2019	COMMONWEALTH OF KENTUCKY FINANCE AND ADMINISTRATION CABINET DEPARTMENT FOR FACILITIES AND SUPPORT SERVICES DIVISION OF ENGINEERING AND CONTRACT ADMINISTRATION FRANKFORT, KENTUCKY		
DRAWN BY	POTTS STAFF	REVISION HISTORY OF THIS DRAWING		AS BUILT DATE
CHECKED BY	POTTS	DATE		MM/DD/YR
PHASE	BID	DESCRIPTION OF REVISIONS		DECA LOG #
RTA DATE	10/30/2019	DATE		A1C-5560

REVISION	DESCRIPTION OF REVISIONS	DATE	REVISION	DESCRIPTION OF REVISIONS	DATE
1			5		
2			6		
3			7		
4			8		



A DEMOLITION PORCH ROOF PLAN
SCALE: 1/4" = 1'-0"



B DEMOLITION CREEK PLAN
SCALE: 1/4" = 1'-0"

BID DOCUMENTS

KYTC ACCOUNT NO. 12FD-625-1900-04-0071-FD52-090-8674601D

**NETTIE JARVIS PORCH RECONSTRUCTION
BLOOMFIELD, KENTUCKY**

DEMOLITION PLANS

DRAWING NO.


D-2

ACCOUNT NO. 625-1900
COMMONWEALTH OF KENTUCKY
FINANCE AND ADMINISTRATION CABINET
DEPARTMENT FOR FACILITIES AND SUPPORT SERVICES
DIVISION OF ENGINEERING AND CONTRACT ADMINISTRATION
FRANKFORT, KENTUCKY

POTTS
ARCHITECTS-PLLC
431 SOUTH MILL STREET LEXINGTON, KENTUCKY 40508-2925
PH. (606) 252-0168 FAX. (606) 252-5428 WWW.POTTSARCH.COM

AS BUILT DATE
MM/DD/YR

DECA LOG #
A1C-5561

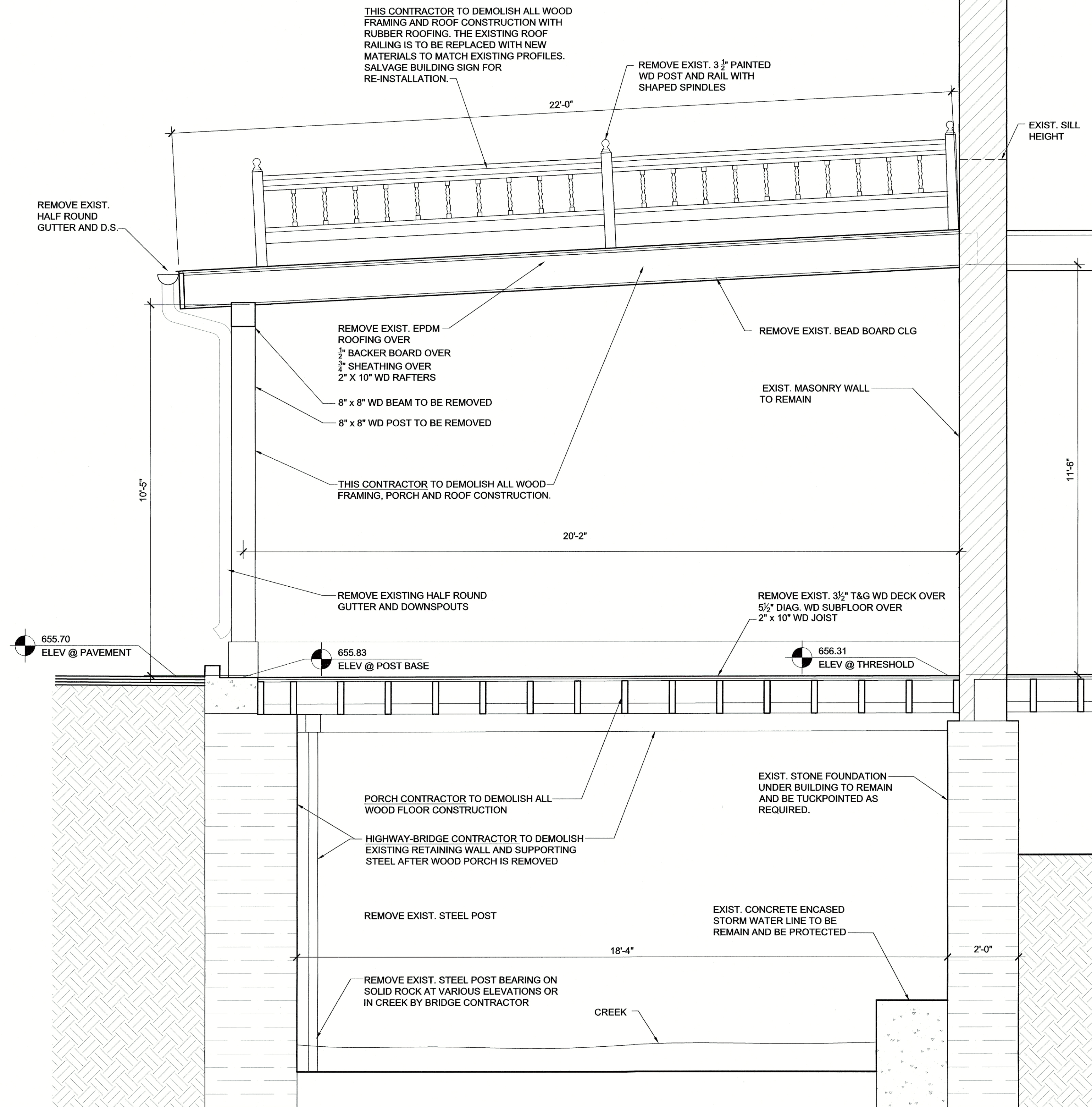


DRAWING INFORMATION	
A&E FILE NO.	1601
DRAWING DATE	7/30/2019
DRAWN BY	POTTS STAFF
CHECKED BY	POTTS
PHASE	BID
RTA DATE	10/30/2019

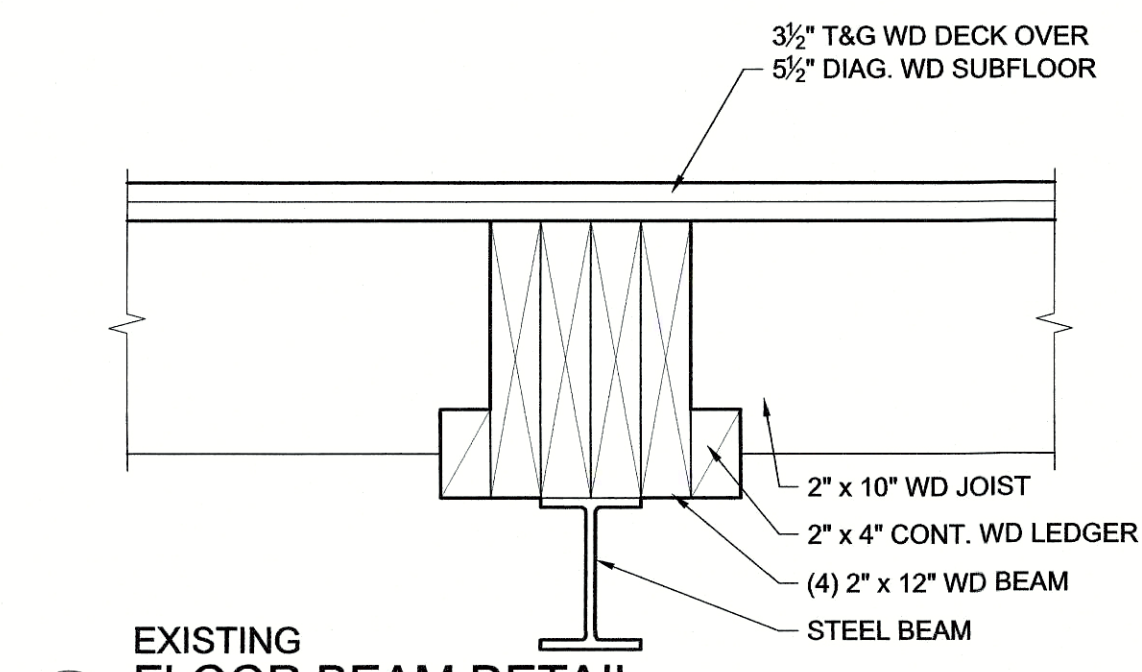
REVISION HISTORY OF THIS DRAWING			
NO.	DESCRIPTION OF REVISIONS	DATE	DESCRIPTION OF REVISIONS
1		5	
2		6	
3		7	
4		8	

SALVAGE NOTE:

SALVAGE PORTIONS OF EXIST. RAILING ON ROOF TO BE DUPLICATED IN FABRICATION OF NEW RAILING TO MATCH.



1
DEMOLITION SECTION
SCALE: 1/2" = 1'-0"



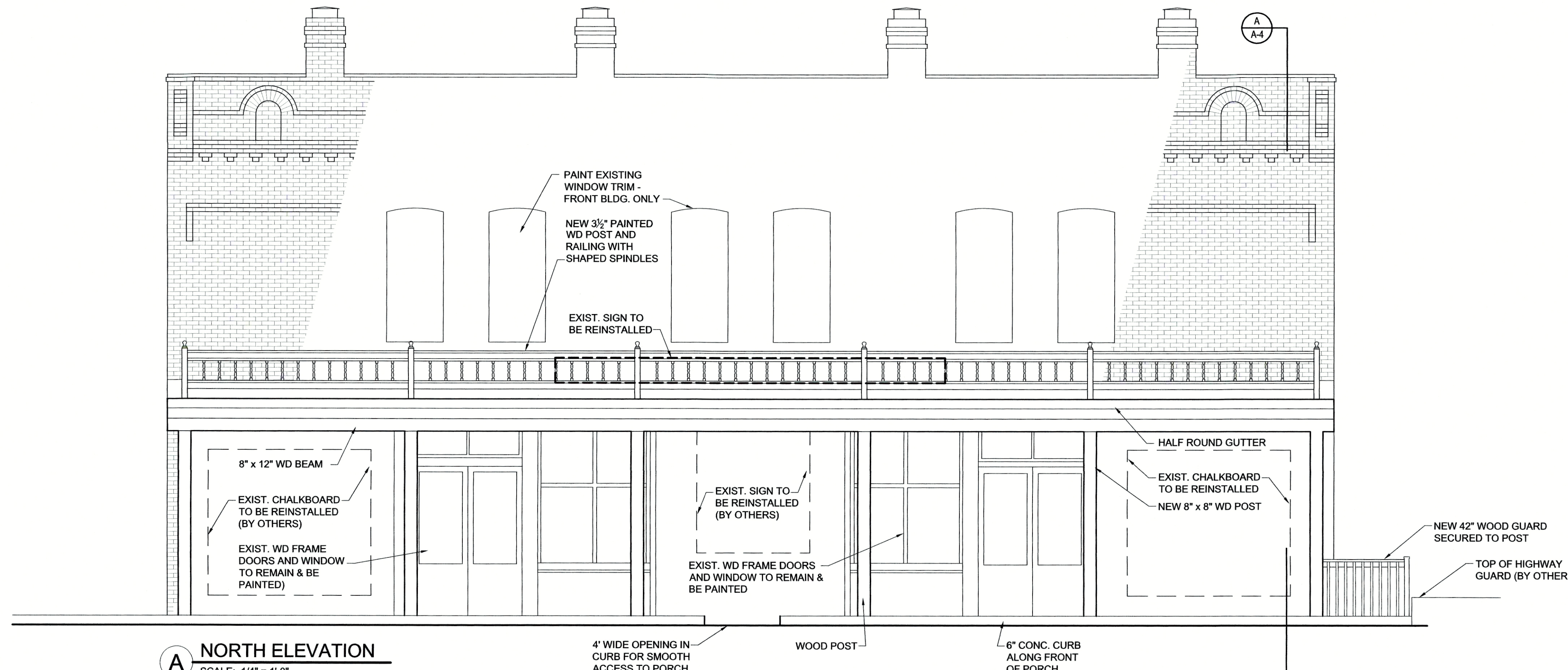
2
EXISTING FLOOR BEAM DETAIL
SCALE: 1-1/2" = 1'-0"

BID DOCUMENTS

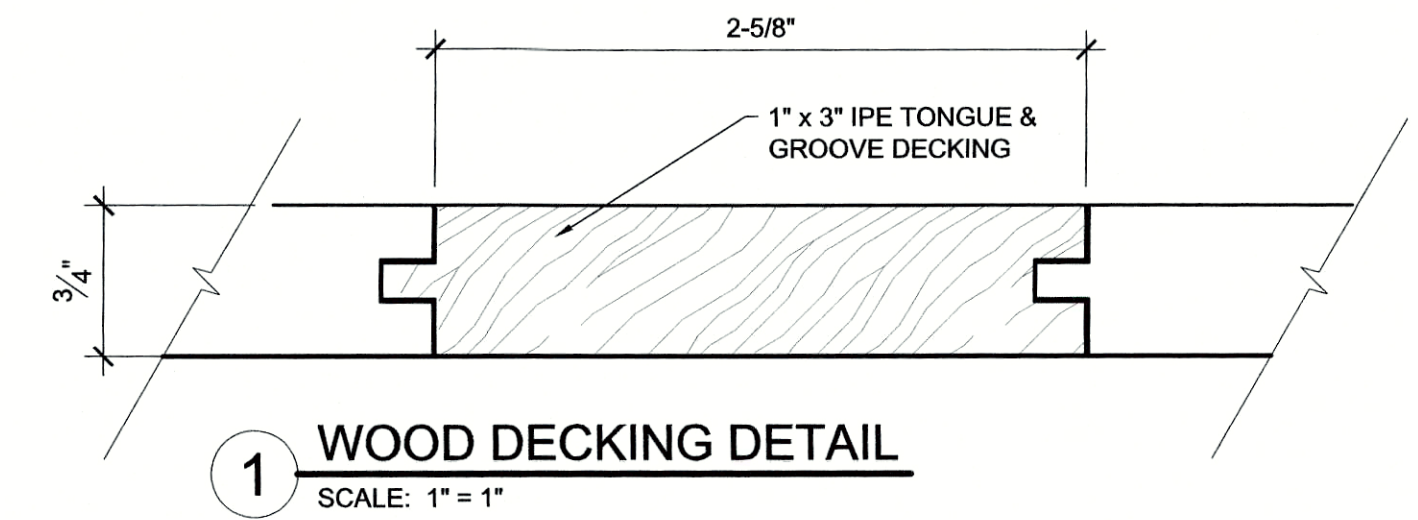
KYTC ACCOUNT NO. 12F0-625-1900-04-0071-FD52-090-8674601D

<p>JAMES W. POTTS REGISTERED ARCHITECT No. 2210 COMMONWEALTH OF KENTUCKY 10/10/2019</p>		<p>DRAWING INFORMATION</p> <p>A&E FILE NO. 1601</p> <p>DRAWING DATE 7/30/2019</p> <p>DRAWN BY POTTS STAFF</p> <p>CHECKED BY POTTS</p> <p>PHASE BID</p> <p>RTA DATE 10/30/2019</p>		<p>NETTIE JARVIS PORCH RECONSTRUCTION BLOOMFIELD, KENTUCKY</p>		<p>DRAWING NO. D-3</p>																																							
<p>ACCOUNT NO. 625-1900</p>		<p>COMMONWEALTH OF KENTUCKY FINANCE AND ADMINISTRATION CABINET DEPARTMENT FOR FACILITIES AND SUPPORT SERVICES DIVISION OF ENGINEERING AND CONTRACT ADMINISTRATION FRANKFORT, KENTUCKY</p>		<p>AS BUILT DATE MM/DD/YR</p>		<p>DECA LOG # A1C-5562</p>																																							
<p>REVISION HISTORY OF THIS DRAWING</p> <table border="1"> <thead> <tr> <th>DESCRIPTION OF REVISIONS</th> <th>DATE</th> <th>DESCRIPTION OF REVISIONS</th> <th>DATE</th> </tr> </thead> <tbody> <tr> <td>1</td> <td></td> <td>5</td> <td></td> </tr> <tr> <td>2</td> <td></td> <td>6</td> <td></td> </tr> <tr> <td>3</td> <td></td> <td>7</td> <td></td> </tr> <tr> <td>4</td> <td></td> <td>8</td> <td></td> </tr> </tbody> </table>		DESCRIPTION OF REVISIONS	DATE	DESCRIPTION OF REVISIONS	DATE	1		5		2		6		3		7		4		8		<p>POTTS ARCHITECTS-PLLC 431 SOUTH MILL STREET LEXINGTON, KENTUCKY 40508-2025 PH (606) 252-0166 FAX (606) 252-9438 WWW.POTTSARCH.COM</p>		<p>REVISION HISTORY OF THIS DRAWING</p> <table border="1"> <thead> <tr> <th>DESCRIPTION OF REVISIONS</th> <th>DATE</th> <th>DESCRIPTION OF REVISIONS</th> <th>DATE</th> </tr> </thead> <tbody> <tr> <td>1</td> <td></td> <td>5</td> <td></td> </tr> <tr> <td>2</td> <td></td> <td>6</td> <td></td> </tr> <tr> <td>3</td> <td></td> <td>7</td> <td></td> </tr> <tr> <td>4</td> <td></td> <td>8</td> <td></td> </tr> </tbody> </table>		DESCRIPTION OF REVISIONS	DATE	DESCRIPTION OF REVISIONS	DATE	1		5		2		6		3		7		4		8	
DESCRIPTION OF REVISIONS	DATE	DESCRIPTION OF REVISIONS	DATE																																										
1		5																																											
2		6																																											
3		7																																											
4		8																																											
DESCRIPTION OF REVISIONS	DATE	DESCRIPTION OF REVISIONS	DATE																																										
1		5																																											
2		6																																											
3		7																																											
4		8																																											

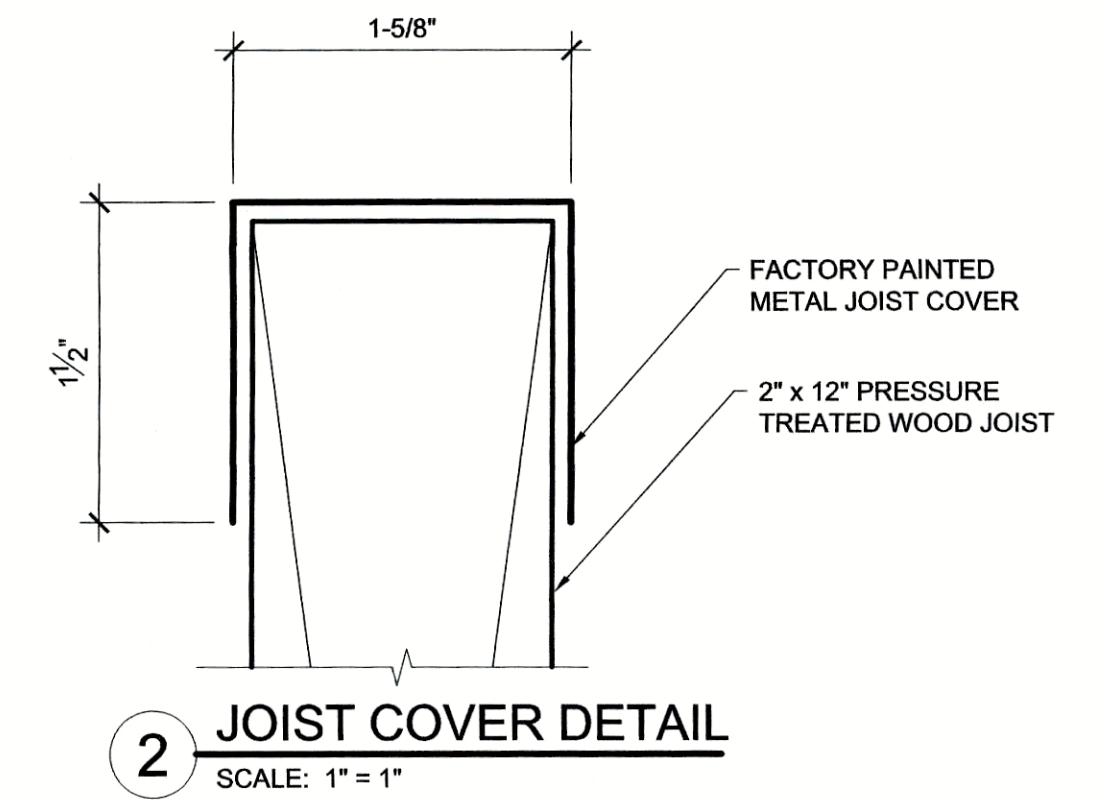
REVISED 1-21-20



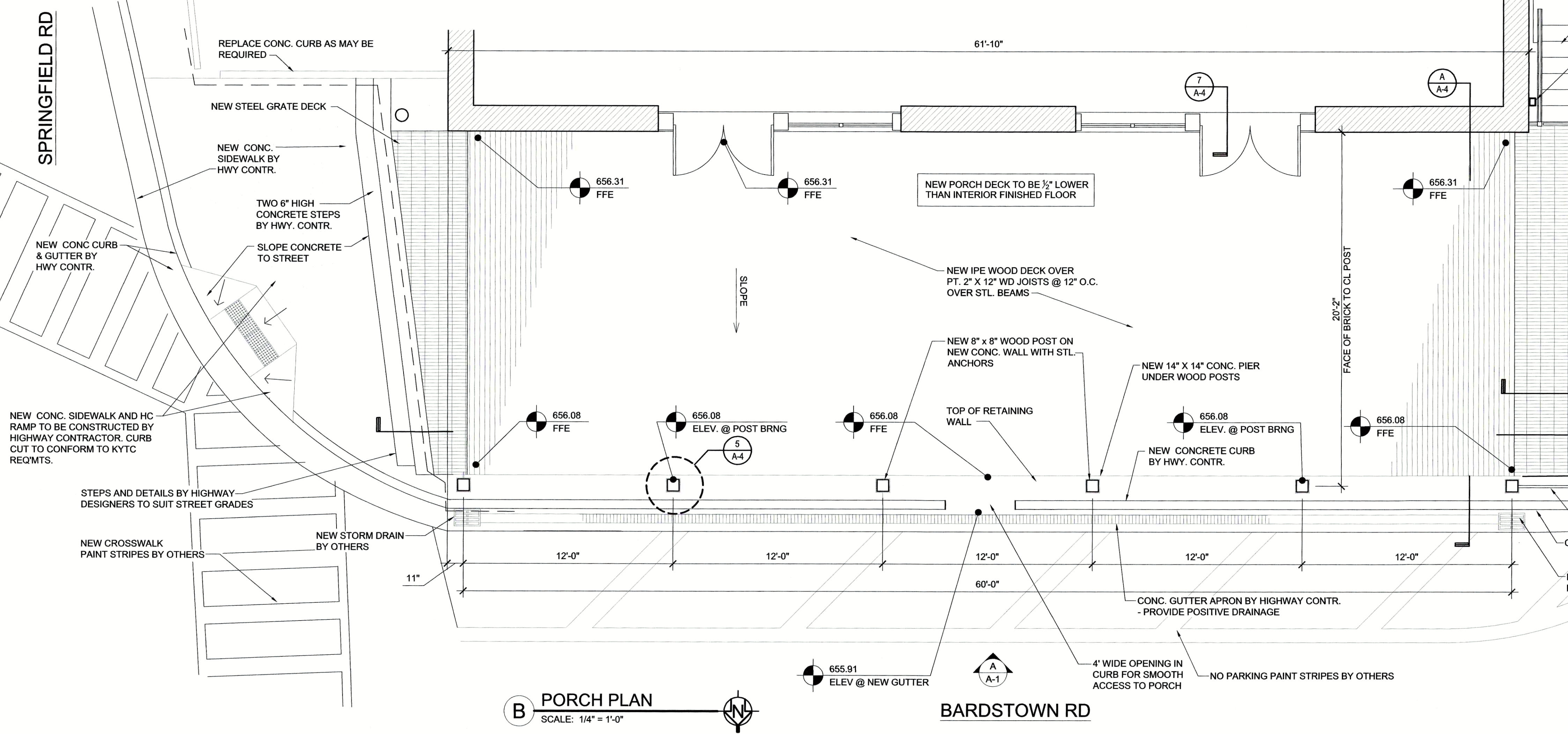
A NORTH ELEVATION
SCALE: 1/4" = 1'-0"



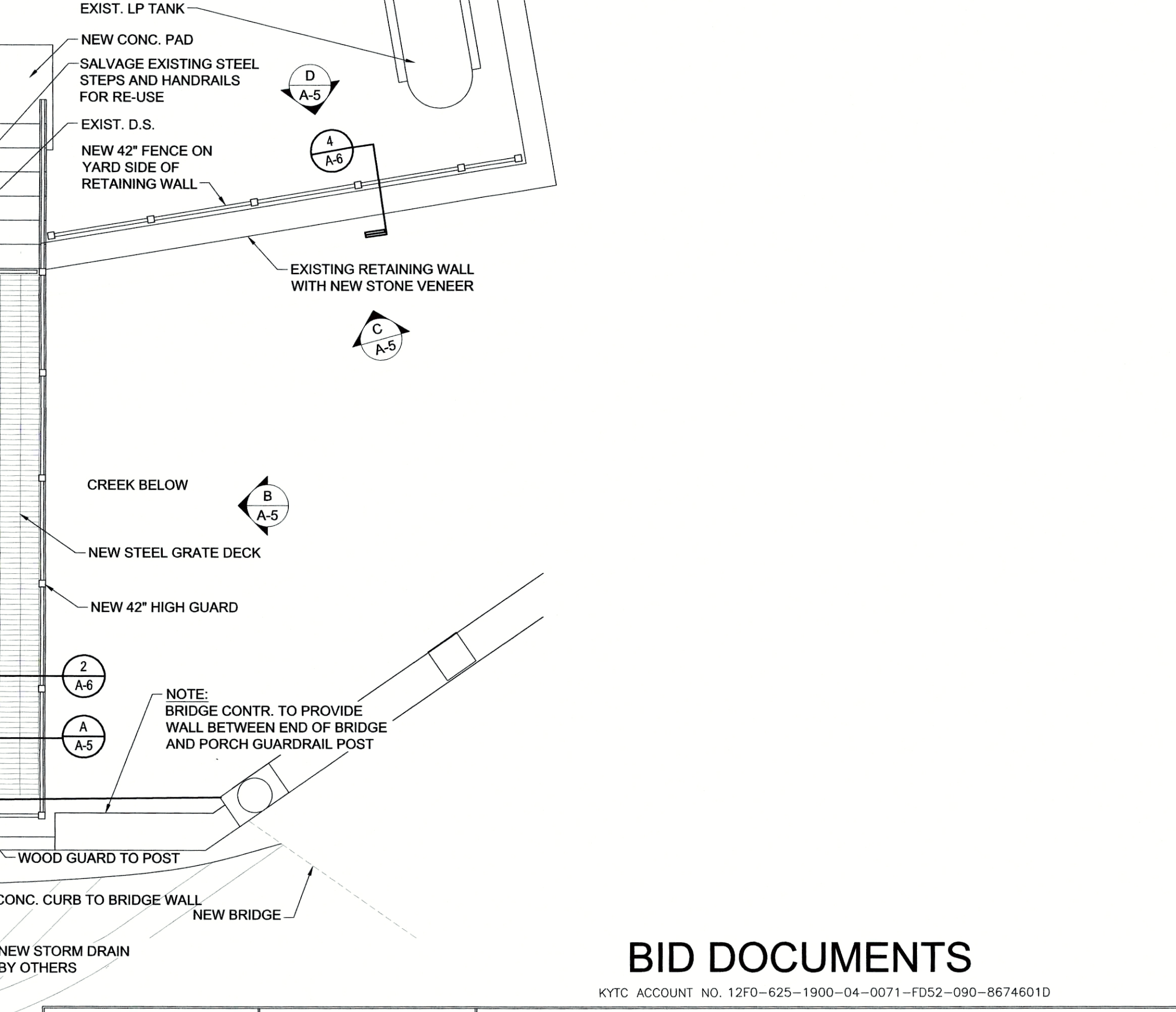
1 WOOD DECKING DETAIL
SCALE: 1" = 1"



2 JOIST COVER DETAIL
SCALE: 1" = 1"



B PORCH PLAN
SCALE: 1/4" = 1'-0"



BID DOCUMENTS

KYTC ACCOUNT NO. 12F0-625-1900-04-0071-FD52-090-8674601D

**NETTIE JARVIS PORCH RECONSTRUCTION
BLOOMFIELD, KENTUCKY**


PLAN, ELEVATION & NOTES

DRAWING NO.
A-1

ACCOUNT NO. 625-1900
COMMONWEALTH OF KENTUCKY
FINANCE AND ADMINISTRATION CABINET
DEPARTMENT FOR FACILITIES AND SUPPORT SERVICES
DIVISION OF ENGINEERING AND CONTRACT ADMINISTRATION
FRANKFORT, KENTUCKY

AS BUILT DATE
MM/DD/YR
DECA LOG #
A1C-5563

POTTS ARCHITECTS - PLLC
431 SOUTH MALL STREET | LEADERSHIP, KENTUCKY 40602-2825
PH: 606-325-0316 | FAX: 606-325-3438 | WWW.POTTSARCH.COM



DRAWING INFORMATION	
A&E FILE NO.	1601
DRAWING DATE	7/30/2019
DRAWN BY	POTTS STAFF
CHECKED BY	POTTS
PHASE	BID
RTA DATE	10/30/2019

REVISION HISTORY OF THIS DRAWING		
DESCRIPTION OF REVISIONS	DATE	DESCRIPTION OF REVISIONS
1		
2		
3		
4		

REVISED 1-21-20

SPRINGFIELD RD

NEW CONC CURB & GUTTER BY HWY CONTR.
NEW CONC SIDEWALK AND HO RAMP TO BE CONSTRUCTED BY HIGHWAY CONTRACTOR. CURB CUT TO CONFORM TO KYTC REQMTS.

RE-BUILD CURB AS MAY BE REQUIRED
INSTALL NEW STEEL GRATE DECK

TWO 6" CONCRETE STEPS
SLOPE CONCRETE TO STREET

NEW STORM DRAIN BY OTHERS

NEW CONC APRON DRAIN BY OTHERS

6" CONCRETE CURB

8" x 8" WD POST

NEW CONC APRON DRAIN BY OTHERS

NEW STORM DRAIN BY OTHERS

60'-10" EXISTING BLDG. WIDTH

60'-10" EXISTING BLDG. WIDTH

BARDSTOWN RD

A PORCH FLOOR FRAMING PLAN
SCALE: 1/4" = 1'-0"

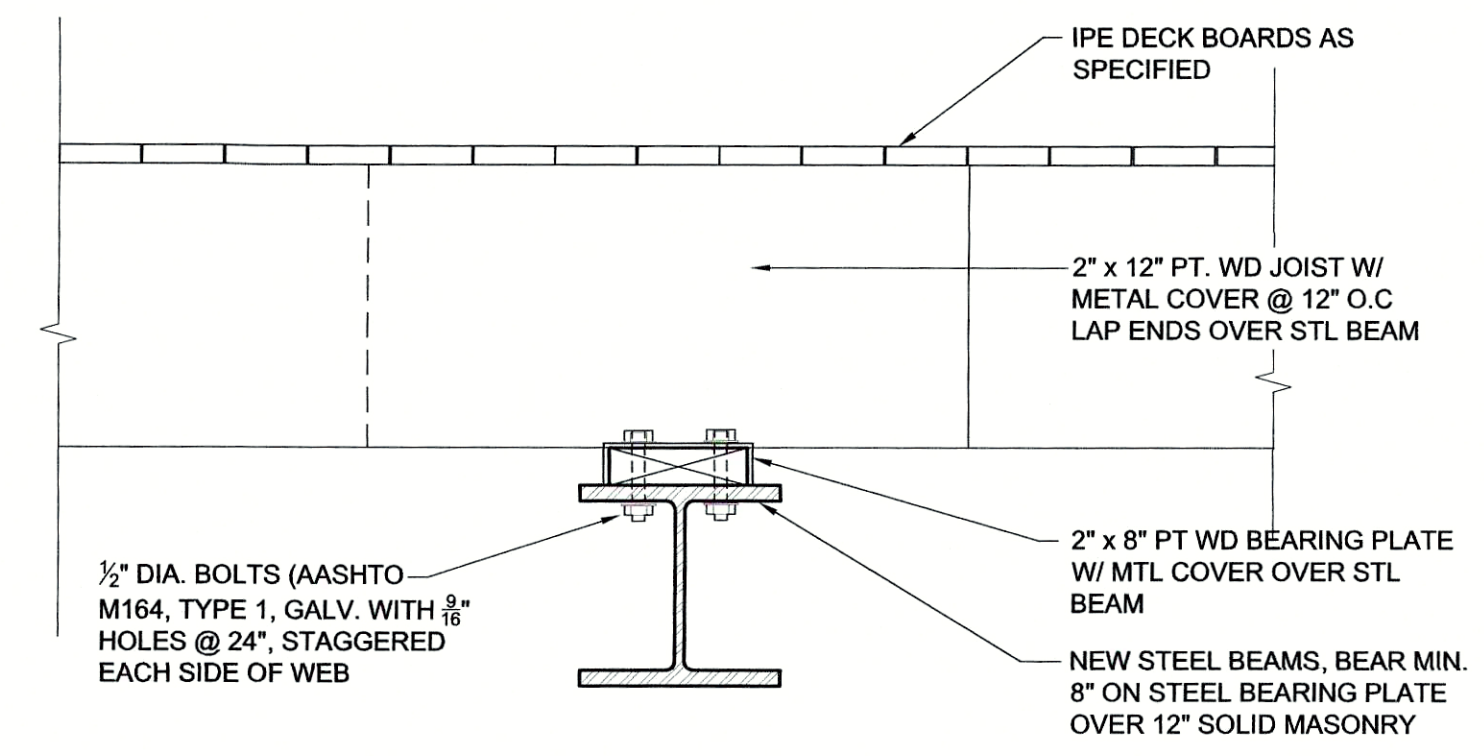


4" WIDE OPENING IN CURB FOR SMOOTH ACCESS TO PORCH

EXIST. D.S.
RE-INSTALL EXISTING STEEL STEPS
INSTALL NEW GATE
INSTALL NEW STEEL GRATE NOTCH @ CORNER OF BLDG
NEW STEEL POSTS AND WOOD GUARD FENCE

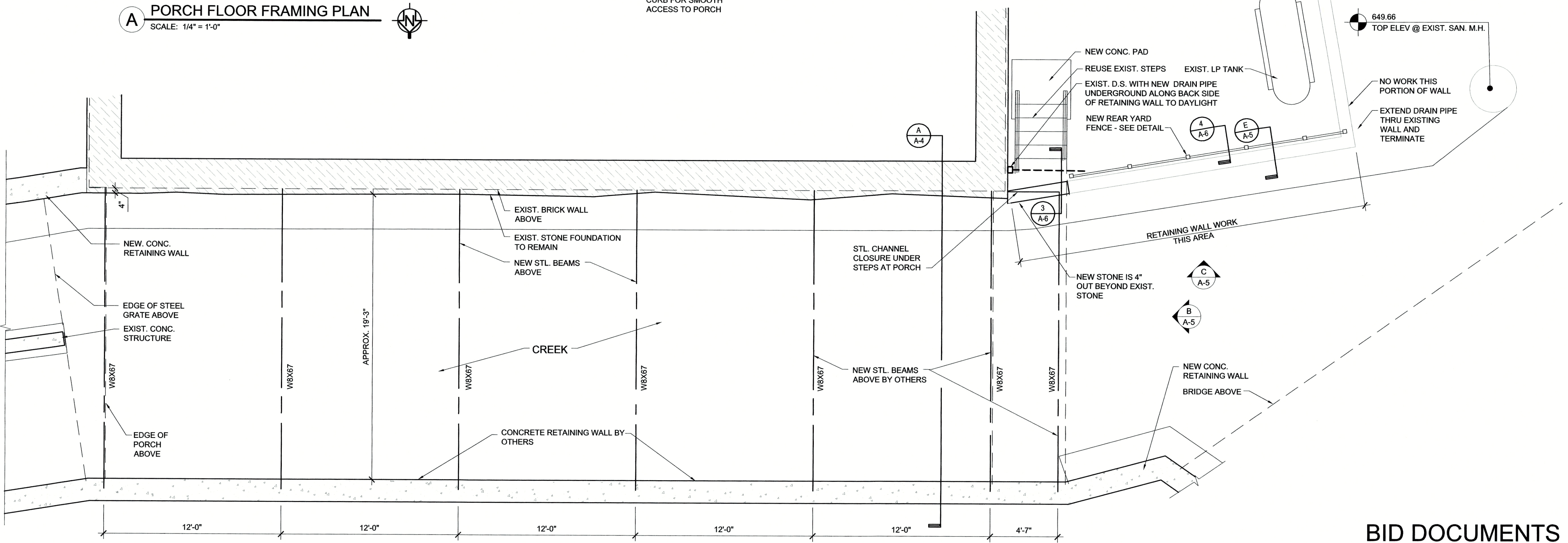
CONTINUE FENCE GUARD AROUND FRONT OF PORCH AND SECURE TO 8 X 8 POST

NEW IPE WOOD DECK OVER 2" X 12" PT. WOOD JOISTS @ 12" O.C. OVER STL. BEAMS




1 TYPICAL JOIST BEARING DETAIL
SCALE: 1-1/2" = 1'-0"

- WOOD FLOOR FRAMING NOTES:**
- ALL DECK FLOOR WOOD FRAMING SHALL BE PRESSURE TREATED 2 X 12" ROUGH LUMBER. BEAR ON WOOD SILLS SECURED TO STEEL SUPPORTS.
 - ALL JOISTS SHALL INCLUDE SOLID WOOD BRIDGING AT MID SPAN.
 - ALL TOP EDGES OF WOOD FRAMING AND SILLS SHALL BE PROTECTED WITH SHEET METAL COVER AS DETAILED.
 - REFER TO SPECIFICATIONS FOR DECK BOARDS AND INSTALLATION. PROTECT FROM DAMAGE DURING CONSTRUCTION.
 - JOISTS ARE NOT TO BE ATTACHED TO THE SILL PLATE.



B CREEK PLAN
SCALE: 1/4" = 1'-0"



DRAWING INFORMATION	
A&E FILE NO.	1601
DRAWING DATE	7/30/2019
DRAWN BY	POTTS STAFF
CHECKED BY	POTTS
PHASE	BID
RTA DATE	10/30/2019

BID DOCUMENTS
KYTC ACCOUNT NO. 12F0-625-1900-04-0071-FD52-090-8674601D

NETTIE JARVIS PORCH RECONSTRUCTION
BLOOMFIELD, KENTUCKY

ACCOUNT NO. 625-1900	COMMONWEALTH OF KENTUCKY FINANCE AND ADMINISTRATION CABINET DEPARTMENT FOR FACILITIES AND SUPPORT SERVICES DIVISION OF ENGINEERING AND CONTRACT ADMINISTRATION FRANKFORT, KENTUCKY	DRAWING NO. A-2
-------------------------	--	---------------------------

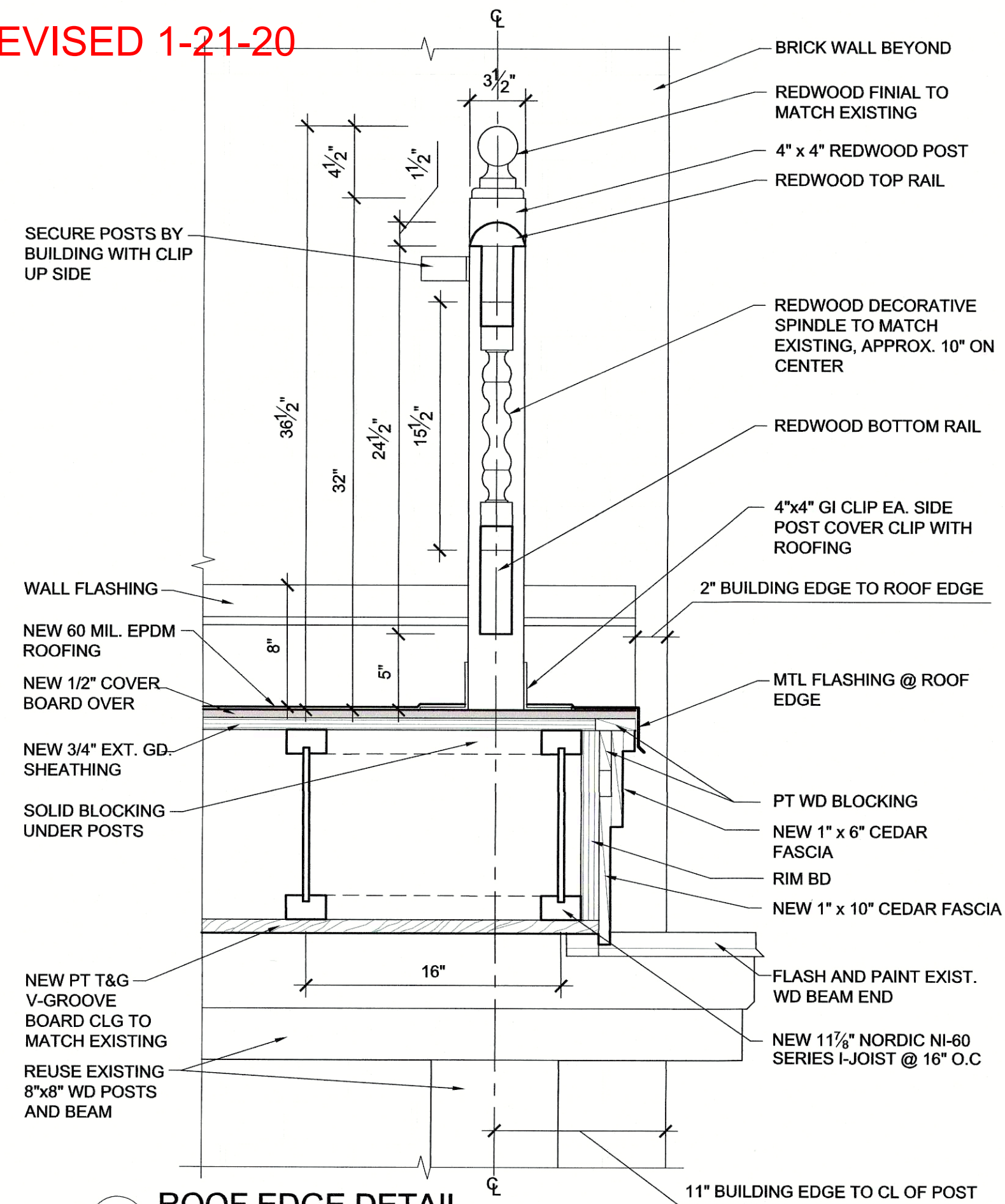
FRAMING & CREEK PLANS

POTTS ARCHITECTS PLLC
431 SOUTH HILL STREET, LEWISTON, KENTUCKY 40008-0002
PH: (502) 352-0168 FAX: (502) 352-3438 WWW.POTTSEARCH.COM

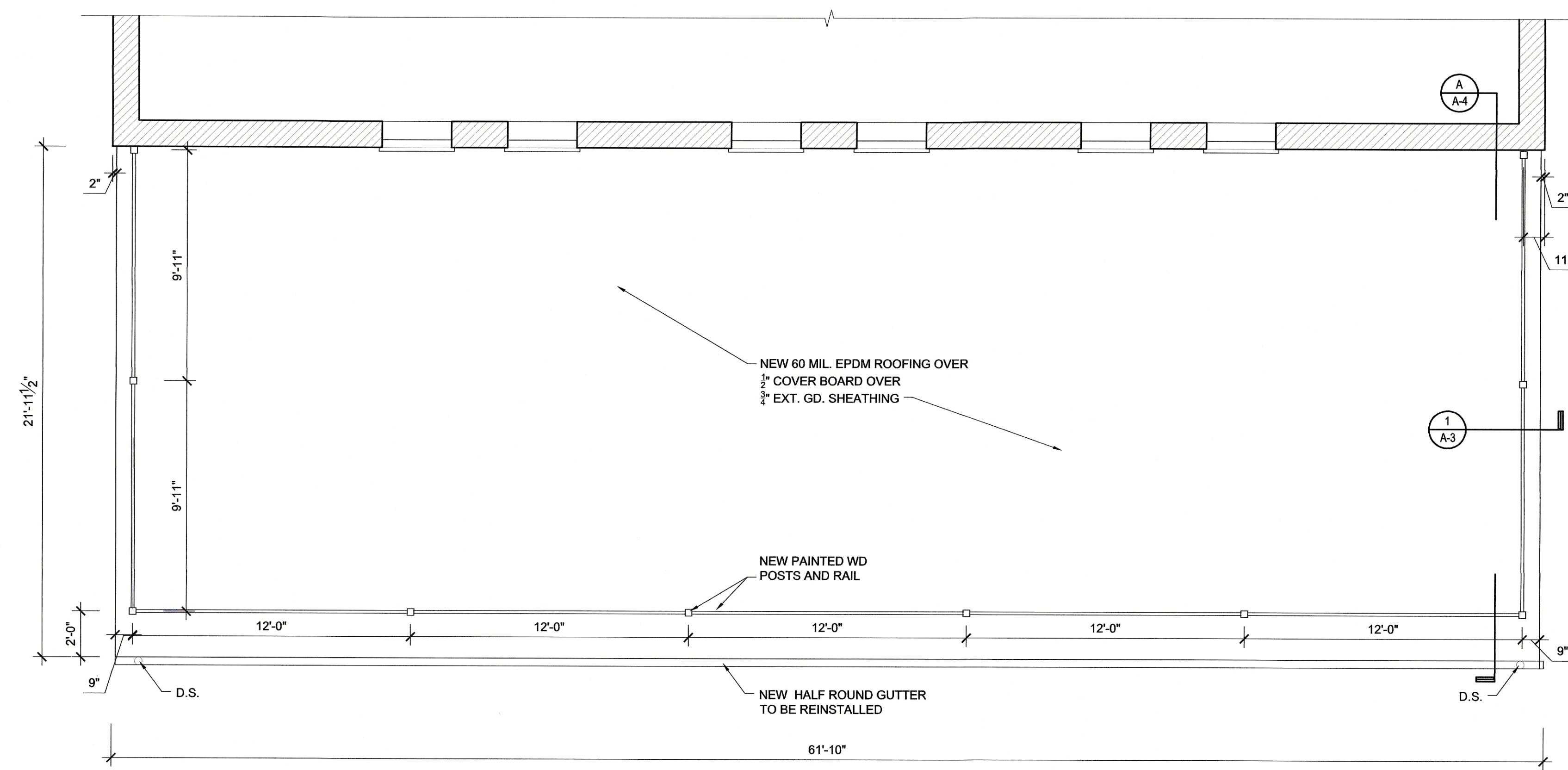
AS BUILT DATE: MM/DD/YR
DECA LOG # A1C-5564

REVISION HISTORY OF THIS DRAWING		
NO.	DATE	DESCRIPTION OF REVISIONS
1		
2		
3		
4		

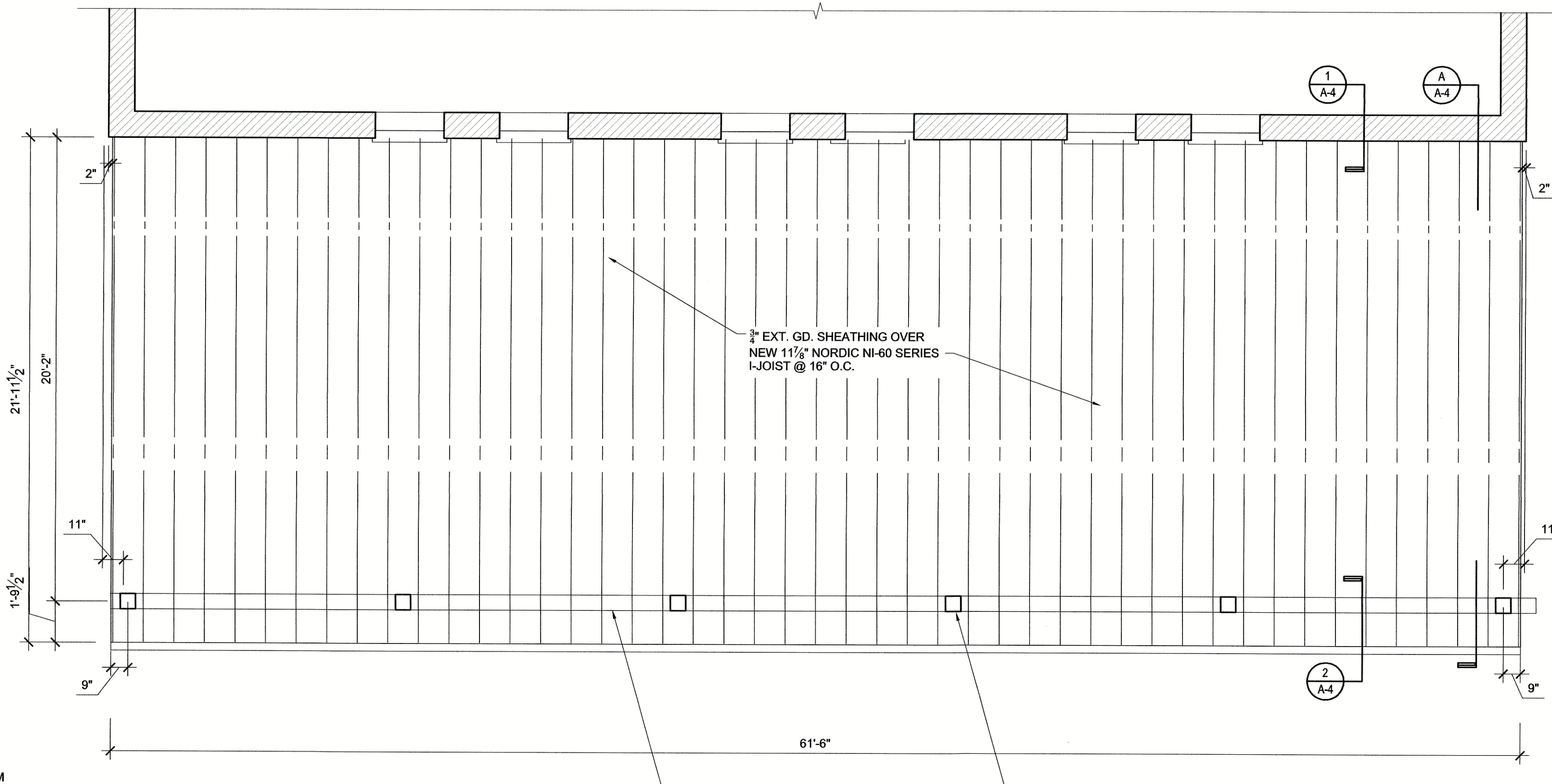
REVISED 1-21-20



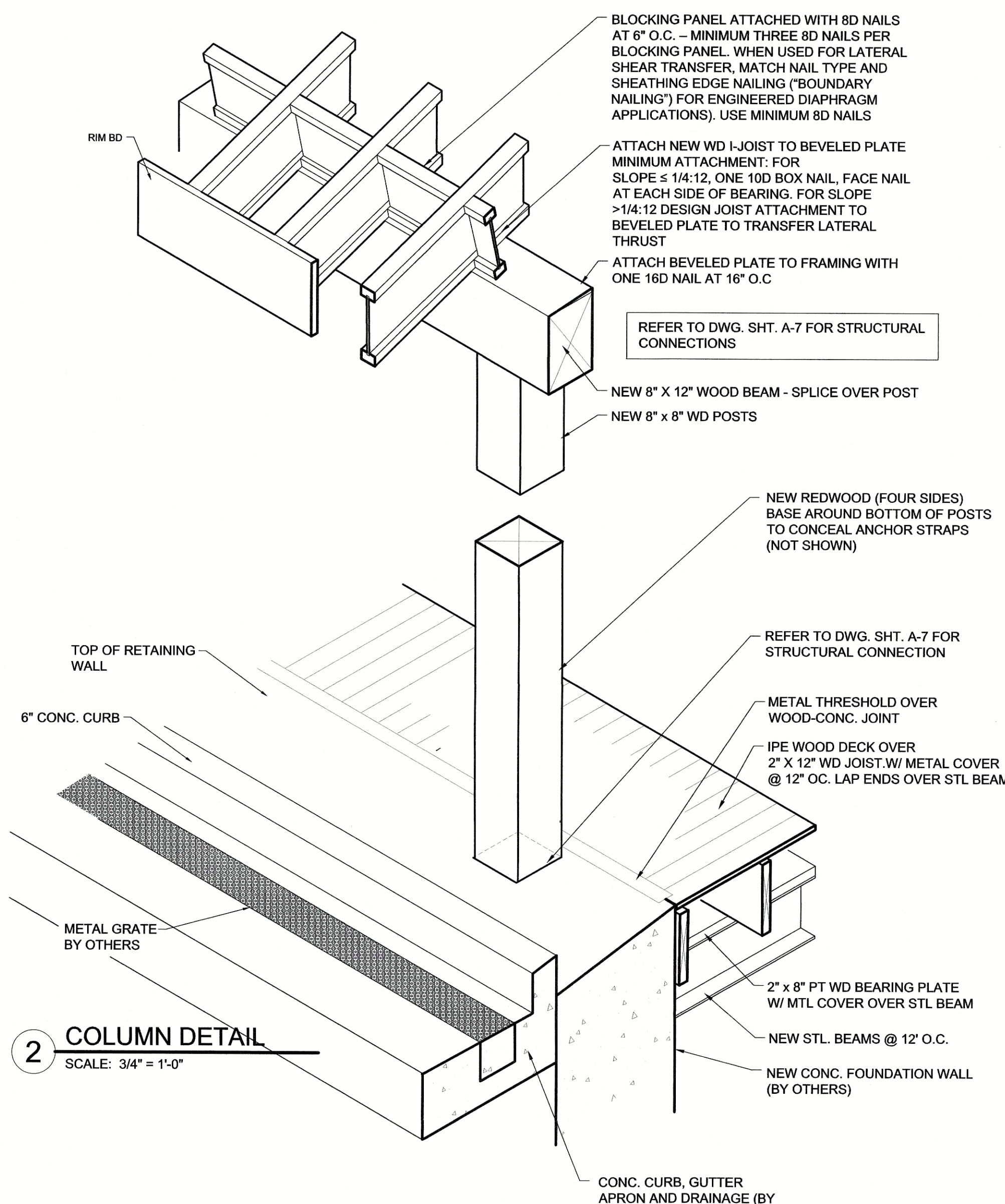
1 ROOF EDGE DETAIL
SCALE: 1-1/2" = 1'-0"



A PORCH ROOF PLAN
SCALE: 1/4" = 1'-0"



B PORCH ROOF FRAMING PLAN
SCALE: 1/4" = 1'-0"



2 COLUMN DETAIL
SCALE: 3/4" = 1'-0"

TYPICAL I-JOIST ROOF FRAMING CONSTRUCTION DETAILS AND INSTALLATION NOTES

- REFER TO SPECIFICATIONS "ROUGH CARPENTRY" FOR DESCRIPTION OF FRAMING WITH ENGINEERED WOOD PRODUCTS. FOLLOW MANUFACTURER'S RECOMMENDATIONS FOR ALL FRAMING AND INSTALLATION. BASIS OF DESIGN HEREIN FOLLOWS NORDIC I-JOISTS (NI-60), 11-7/8" HEIGHT, 2-1/2" WIDE PLATES AND 3/8" WEB MEMBER SPACED AT 16" ON CENTER.
- EXCEPT FOR CUTTING TO LENGTH, OR FOR PROVIDING BIRDSMOUTH BEARINGS, I-JOIST FLANGES MUST NOT BE CUT, DRILLED OR NOTCHED.
- I-JOISTS ARE PERMITTED TO BE BIRDSMOUTH CUT AT THE LOWER END OF THE JOIST ONLY. THE BIRDSMOUTH CUT MUST HAVE FULL BEARING AND NOT OVERHANG THE INSIDE FACE OF THE PLATE. BEARING / WEB STIFFENERS ARE REQUIRED AT THE BIRDSMOUTH CUT ON BOTH SIDES OF THE WEB. WHEN BEVELED BEARING PLATES ARE USED AT I-JOIST SUPPORTS, I-JOIST ATTACHMENT TO THE BEVEL PLATE MUST BE DESIGNED TO TRANSFER LATERAL THRUST.
- CONCENTRATED LOADS SHOULD ONLY BE APPLIED TO THE TOP SURFACE OF THE TOP FLANGE. AT NO TIME SHOULD CONCENTRATED LOADS BE SUSPENDED FROM THE BOTTOM FLANGE, WITH THE EXCEPTION OF LIGHT LOADS SUCH AS CEILING FANS OR LIGHT FIXTURES.
- I-JOISTS MUST BE PROTECTED FROM THE WEATHER PRIOR TO INSTALLATION.
- I-JOISTS MUST NOT BE USED IN APPLICATIONS WHERE THEY WILL BE PERMANENTLY EXPOSED TO WEATHER, OR WILL REACH A MOISTURE CONTENT GREATER THAN 16 PERCENT, SUCH AS IN SWIMMING POOL OR HOT TUB AREAS. THEY MUST NOT BE INSTALLED WHERE THEY WILL REMAIN IN DIRECT CONTACT WITH CONCRETE OR MASONRY.
- END BEARING LENGTH MUST BE AT LEAST 1-3/4 INCHES. FOR CONTINUOUS FRAMING AND ROOF FRAMING WITH CANTILEVERS, THE INTERMEDIATE SUPPORT AND END BEARING ADJACENT TO THE CANTILEVER BOTH MUST BE AT LEAST 3-1/2 INCHES. FOR MULTIPLE-SPAN JOISTS, INTERMEDIATE BEARING LENGTH MUST BE AT LEAST 3-1/2 INCHES. ENDS OF ROOF JOISTS MUST BE RESTRAINED AT THE BEARING TO PREVENT ROLLOVER. RIM BOARD OR I-JOIST BLOCKING PANELS ARE PREFERRED. CANTILEVER-END BLOCKING MUST BE PLACED AT THE SUPPORT ADJACENT TO THE CANTILEVER, AND ENDS OF ALL CANTILEVER EXTENSIONS MUST BE LATERALLY BRACED BY A FASCIA BOARD OR OTHER SIMILAR METHODS. RIM BOARD, I-JOIST BLOCKING PANELS, OR OTHER MEANS OF PROVIDING LATERAL SUPPORT MUST BE PROVIDED AT ALL I-JOIST BEARING POINTS.
- CONTINUOUS LATERAL SUPPORT OF THE I-JOISTS' COMPRESSION FLANGE IS REQUIRED TO PREVENT ROTATION AND BUCKLING. IN SIMPLE SPAN ROOF APPLICATIONS, LATERAL SUPPORT OF THE TOP FLANGE IS NORMALLY SUPPLIED BY THE ROOF SHEATHING. BRACING OF THE I-JOISTS' BOTTOM FLANGE IS ALSO REQUIRED AT INTERIOR SUPPORTS OF MULTIPLE-SPAN JOISTS AND AT THE END SUPPORT NEXT TO AN OVERHANG. LATERAL SUPPORT OF THE ENTIRE BOTTOM FLANGE MAY BE REQUIRED IN CASES OF LOAD REVERSAL SUCH AS THOSE CAUSED BY HIGH WIND.
- NAILS INSTALLED PERPENDICULAR TO THE WIDE FACE OF THE FLANGE SHALL BE SPACED IN ACCORDANCE WITH THE APPLICABLE BUILDING CODE REQUIREMENTS OR APPROVED BUILDING PLANS, BUT SHOULD NOT BE CLOSER THAN 3 INCHES ON CENTER FOR 8D COMMON NAILS OR 6 INCHES ON CENTER FOR 10D COMMON NAILS. IF MORE THAN ONE ROW OF NAILS IS USED, THE ROWS MUST BE OFFSET AT LEAST 1/2 INCH.
- DETAILS SHOW ONLY I-JOIST-SPECIFIC FASTENER REQUIREMENTS. FOR OTHER FASTENER REQUIREMENTS, SUCH AS WIND UPLIFT REQUIREMENTS OR OTHER MEMBER ATTACHMENT DETAILS, SEE THE APPLICABLE BUILDING CODE. THE KNOCKOUTS MAY BE REMOVED TO AID VENTILATION.
- THE TOP AND BOTTOM FLANGES OF THE I-JOIST MUST BE KEPT WITHIN 1/2 IN. OF TRUE ALIGNMENT. THE USE OF I-JOIST BLOCKING PANELS OR ENGINEERED WOOD RIM BOARD GREATLY SIMPLIFIES THIS REQUIREMENT.
- ROOF SPANS SHALL BE IN ACCORDANCE WITH NORDIC JOIST ALLOWABLE ROOF SPAN TABLES, OR DESIGNED BASED ON THE USE OF THE DESIGN PROPERTIES.
- WEB HOLES SHALL BE VERIFIED, PLEASE CONTACT PRODUCT MANUFACTURER REPRESENTATIVE.

TYPICAL I-JOIST ROOF FRAMING TEMPORARY BRACING NOTES

- ALL ENGINEERED WOOD RIM BOARDS, BLOCKING, CONNECTIONS, AND TEMPORARY BRACING MUST BE INSTALLED BEFORE WORKERS ARE ALLOWED ON THE STRUCTURE.
- FOR TEMPORARY BRACING, USE LINES OF 1 X 4 NAILED TO EACH I-JOIST WITH TWO 8D NAILS. THE LINES SHOULD BE PARALLEL, ABOUT 8 FT APART, AND SHOULD HAVE ENDS OVERLAPPED.
- TO PREVENT ROLLOVER OF THE ENTIRE ROOF SYSTEM, BRACE EACH END AND EVERY 25 FT OF ROOF WITH BLOCKING AT ENDS OR DIAGONAL BRACING. PLEASE NOTE THAT IN A ROOF SYSTEM FRAMED WITH PARALLEL-CHORD RAFTERS SUCH AS I-JOISTS, THE PANEL ROOF SHEATHING ALONE DOES NOT PROVIDE BRACING FOR THE ROOF FRAMING. THE BLOCKING OR BRIDGING AT THE BEARING POINTS MUST BE PROVIDED.
- THE CONTINUOUS 1 X 4 BRACING MUST BE ATTACHED TO THE BRACED BAYS.

BID DOCUMENTS

KYTC ACCOUNT NO. 12F0-625-1900-04-0071-FD52-090-8674601D

NETTIE JARVIS PORCH RECONSTRUCTION
BLOOMFIELD, KENTUCKY

ROOF & FRAMING PLANS

DRAWING NO.
A-3

ACCOUNT NO. 625-1900
COMMONWEALTH OF KENTUCKY
FINANCE AND ADMINISTRATION CABINET
DEPARTMENT FOR FACILITIES AND SUPPORT SERVICES
DIVISION OF ENGINEERING AND CONTRACT ADMINISTRATION
FRANKFORT, KENTUCKY

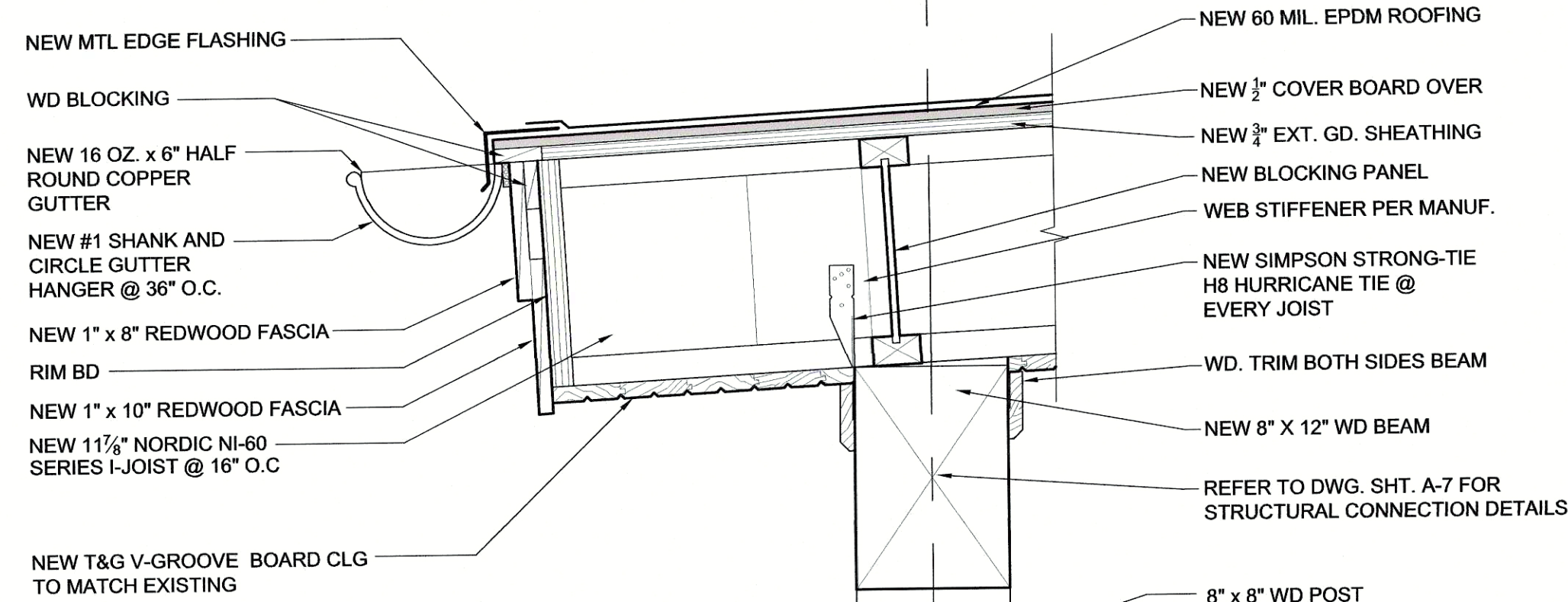
POTTS
ARCHITECTS - P.L.L.C.
431 SOUTH MALL STREET LEADINGTON, KENTUCKY 40028-2025
PH: (859) 252-9166 FAX: (859) 255-3438 WWW.POTTSARCH.COM

AS BUILT DATE
MM/DD/YR
DECA LOG #
A1C-5565

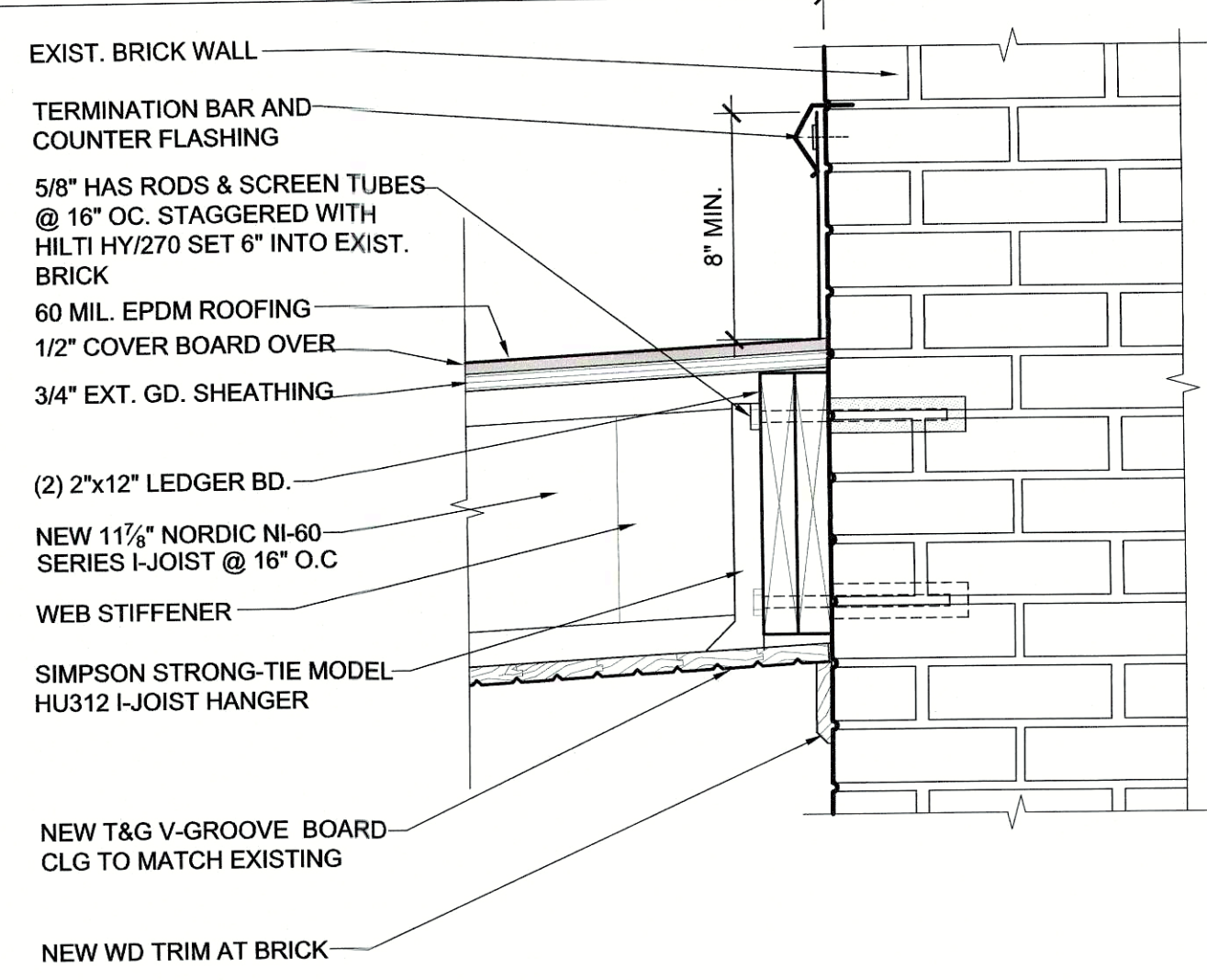


DRAWING INFORMATION	
A&E FILE NO.	1601
DRAWING DATE	7/30/2019
DRAWN BY	POTTS STAFF
CHECKED BY	POTTS
PHASE	BID
RTA DATE	10/30/2019

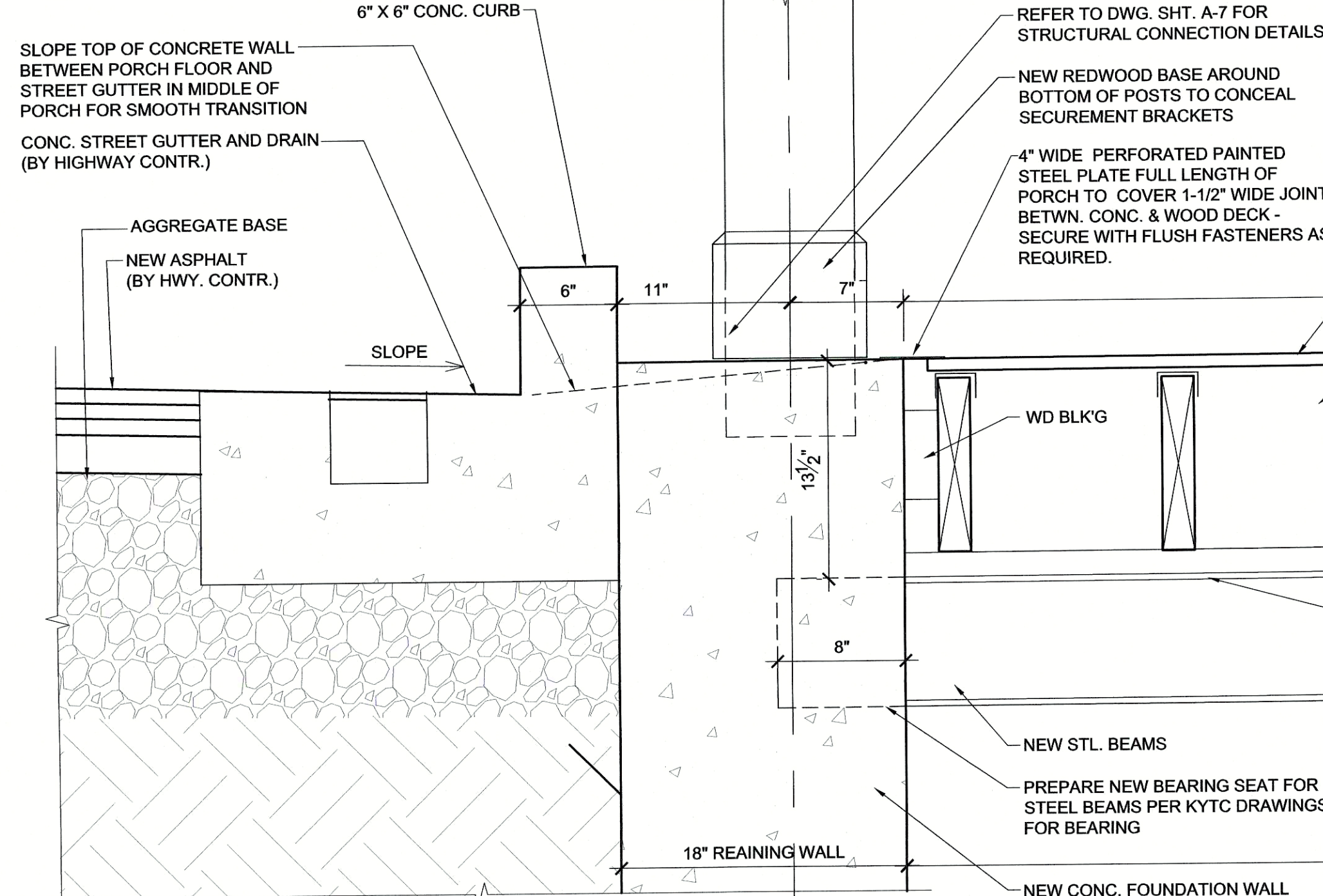
REVISION HISTORY OF THIS DRAWING			
NO.	DATE	DESCRIPTION OF REVISIONS	DATE
1			5
2			6
3			7
4			8



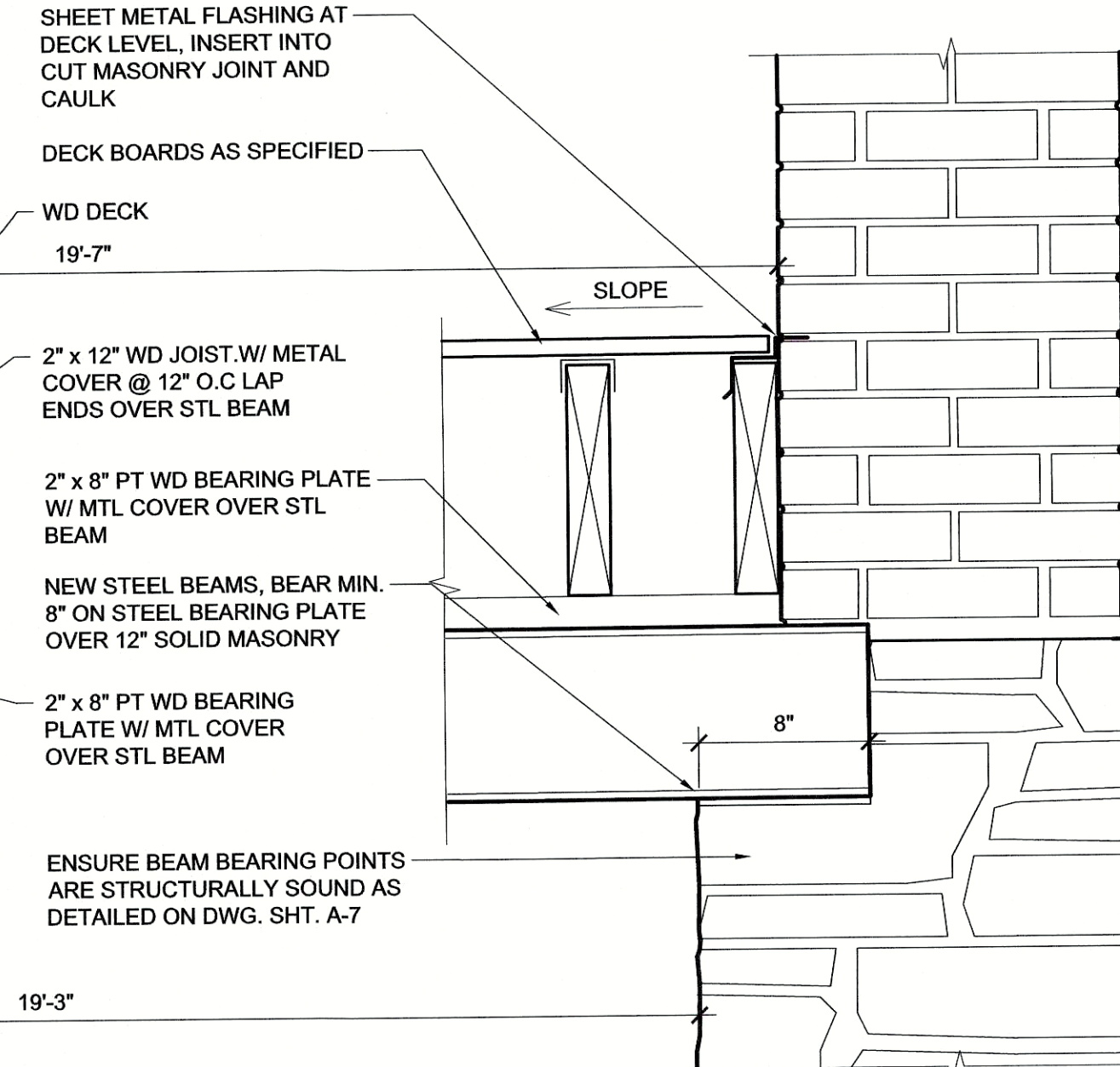
1 ROOF BEARING DETAIL
SCALE: 1-1/2" = 1'-0"



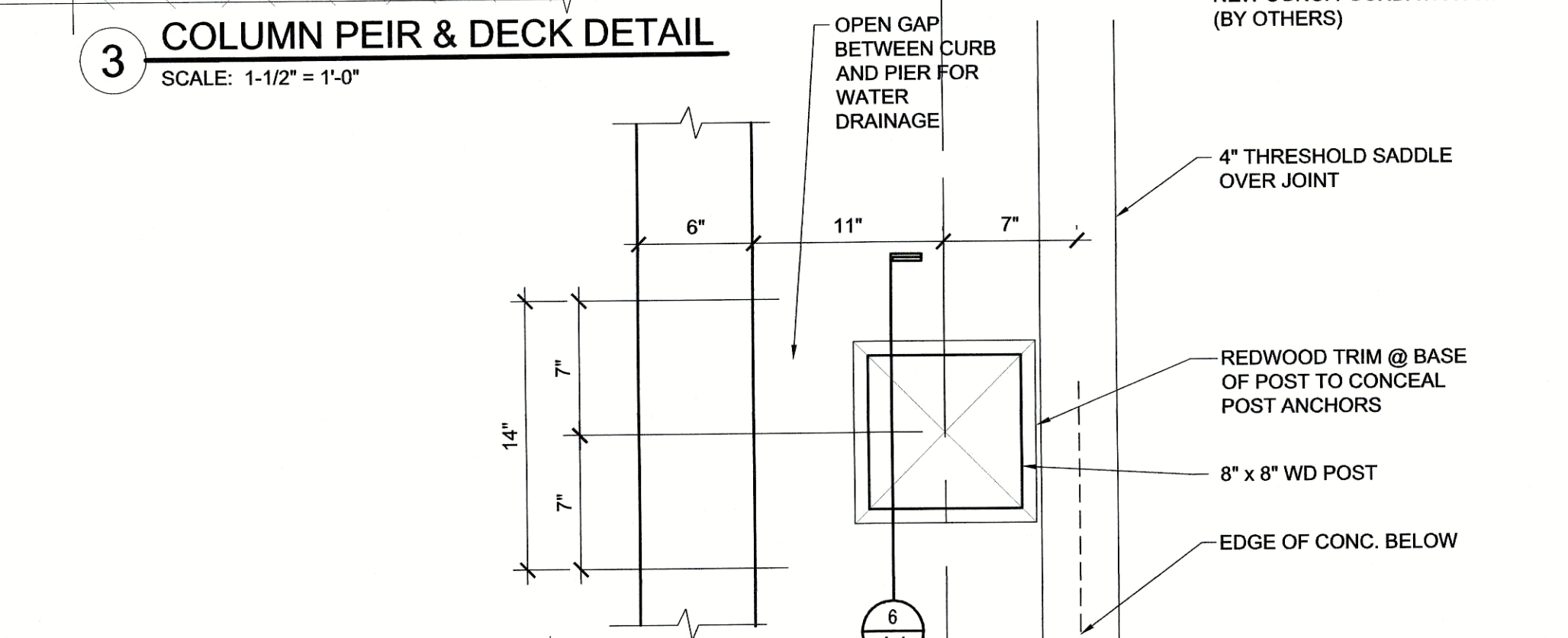
2 ROOF TO WALL DETAIL
SCALE: 1-1/2" = 1'-0"



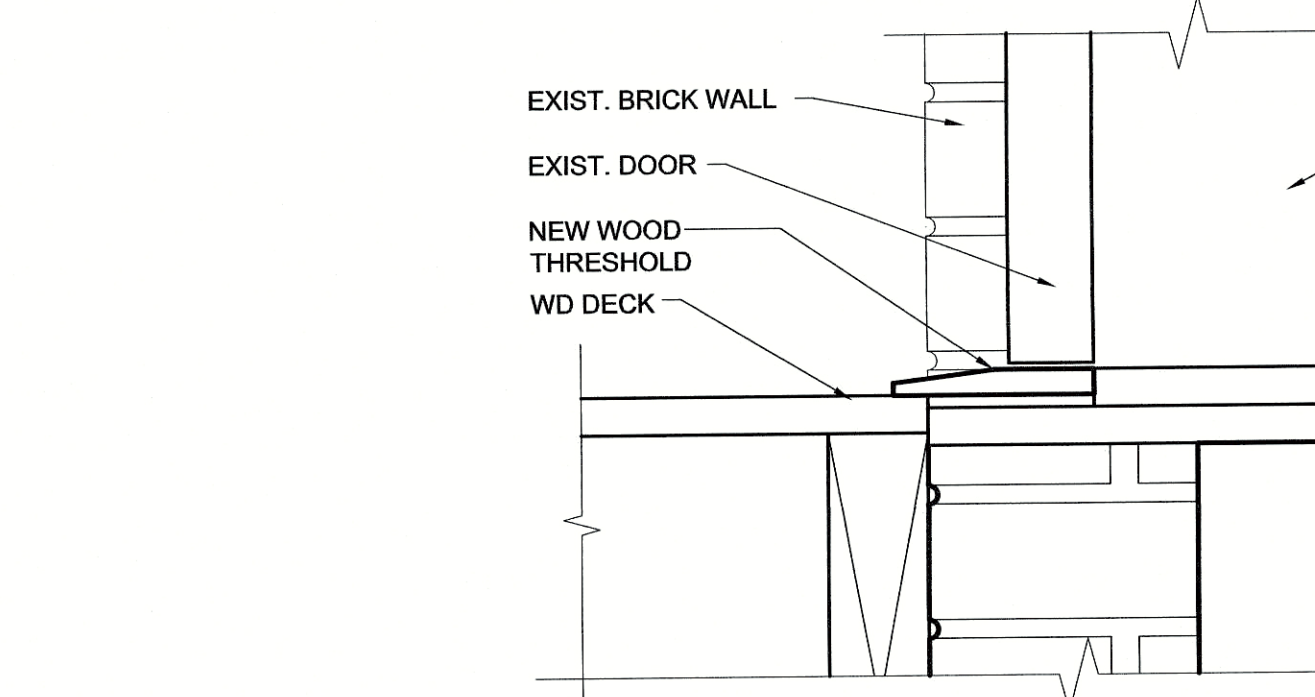
3 COLUMN PIER & DECK DETAIL
SCALE: 1-1/2" = 1'-0"



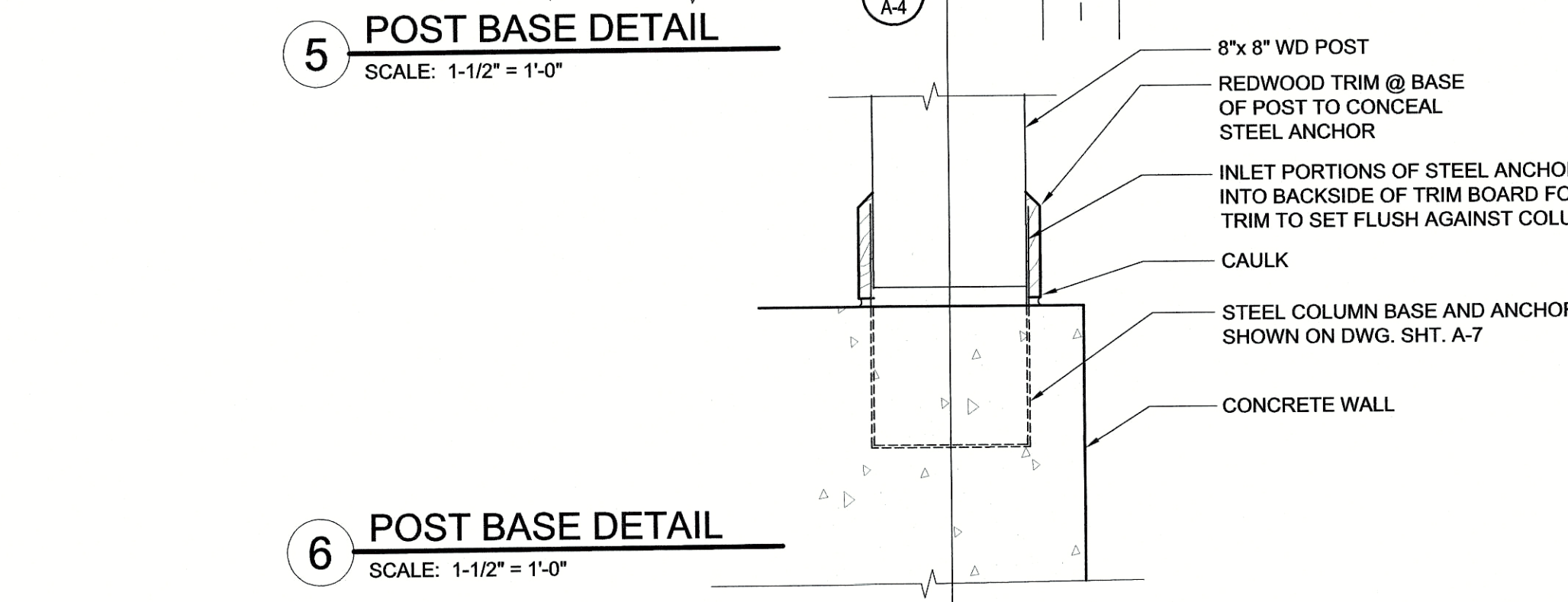
4 DECK TO BUILDING DETAIL
SCALE: 1-1/2" = 1'-0"



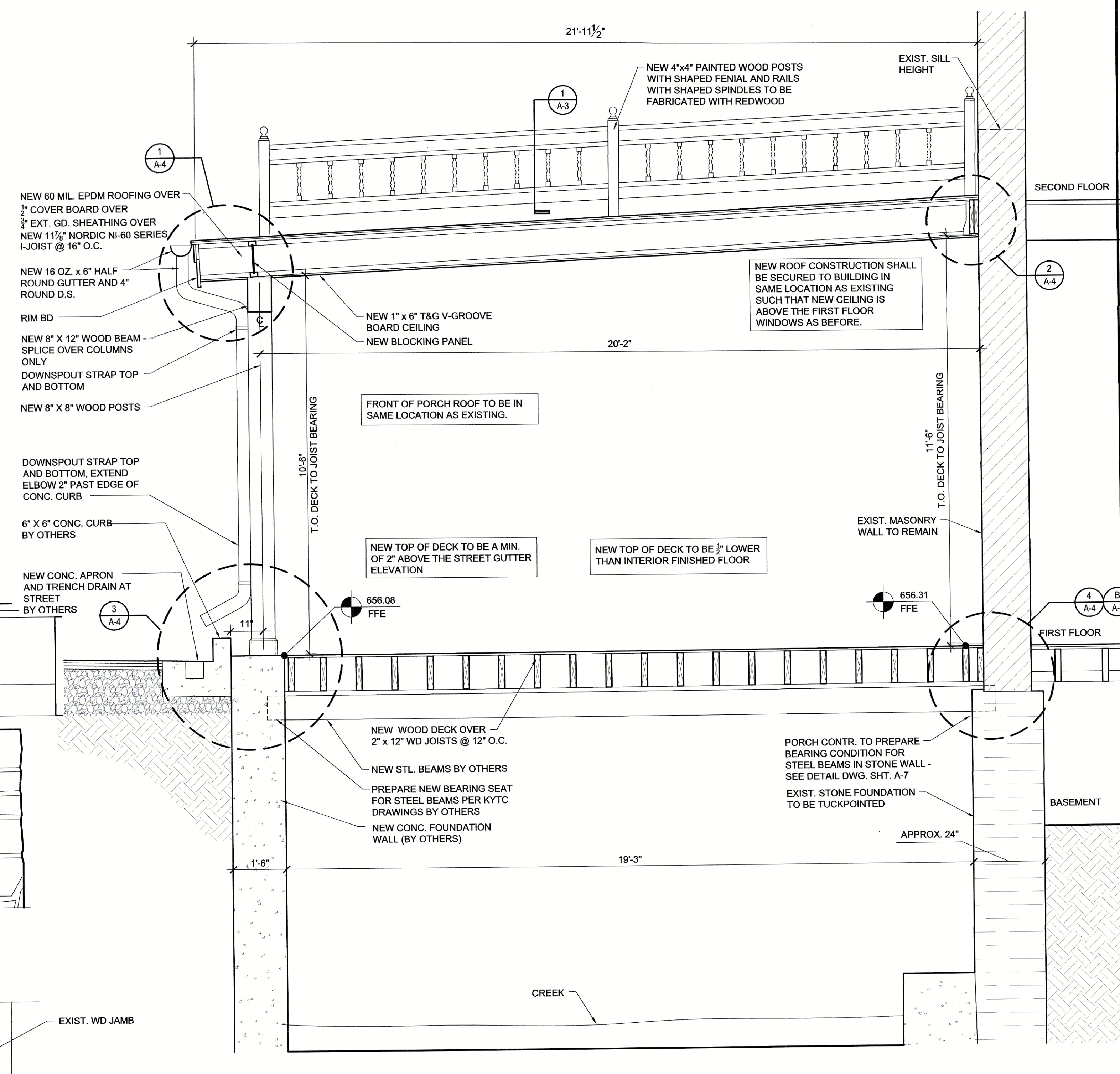
5 POST BASE DETAIL
SCALE: 1-1/2" = 1'-0"



7 THRESHOLD DETAIL
SCALE: 3" = 1'-0"



6 POST BASE DETAIL
SCALE: 1-1/2" = 1'-0"



A SECTION
SCALE: 1/2" = 1'-0"

BID DOCUMENTS

KYTC ACCOUNT NO. 12F0-625-1900-04-0071-FD52-090-8674601D

NETTIE JARVIS PORCH RECONSTRUCTION
BLOOMFIELD, KENTUCKY

SECTION & DETAILS

DRAWING NO.
A-4

ACCOUNT NO. 625-1900
COMMONWEALTH OF KENTUCKY
FINANCE AND ADMINISTRATION CABINET
DEPARTMENT FOR FACILITIES AND SUPPORT SERVICES
DIVISION OF ENGINEERING AND CONTRACT ADMINISTRATION
FRANKFORT, KENTUCKY

AS BUILT DATE
MM/DD/YR

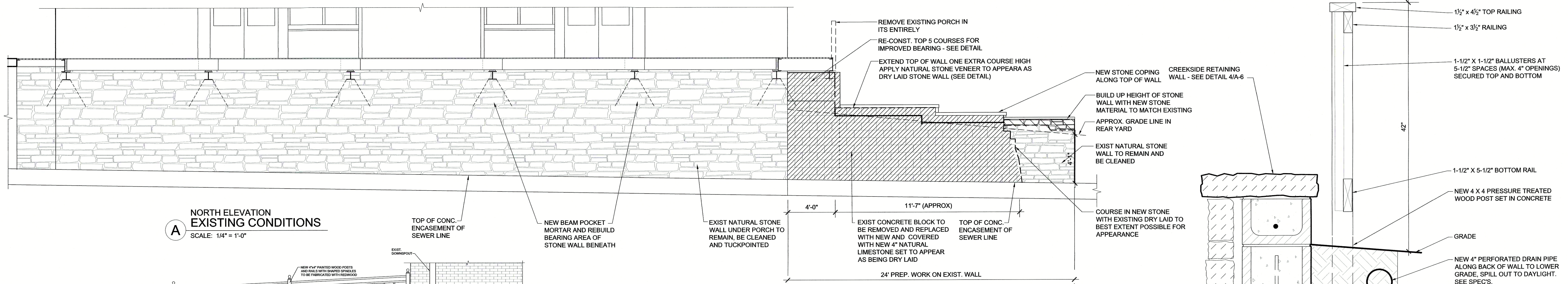
POTTS
ARCHITECTS - PLLC
431 SOUTH HILL STREET LEXINGTON, KENTUCKY 40508-2005
PH (606) 252-0166 FAX (606) 255-3438 WWW.POTTSARCH.COM

DECA LOG #
A1C-5566

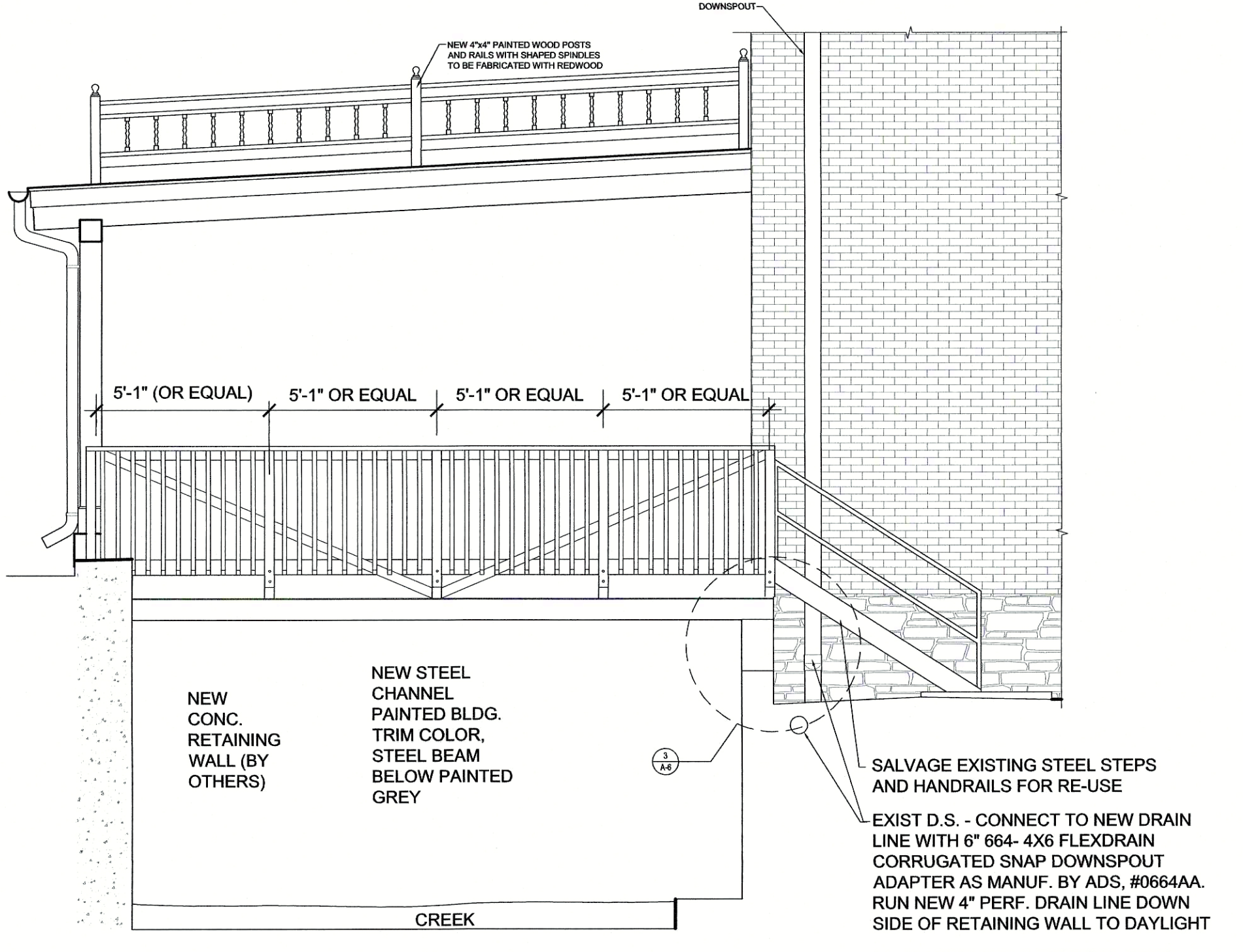


DRAWING INFORMATION	
A&E FILE NO.	1601
DRAWING DATE	7/30/2019
DRAWN BY	POTTS STAFF
CHECKED BY	POTTS
PHASE	BID
RTA DATE	10/30/2019

REVISION HISTORY OF THIS DRAWING			
NO.	DESCRIPTION OF REVISIONS	DATE	DESCRIPTION OF REVISIONS
1		5	
2		6	
3		7	
4		8	



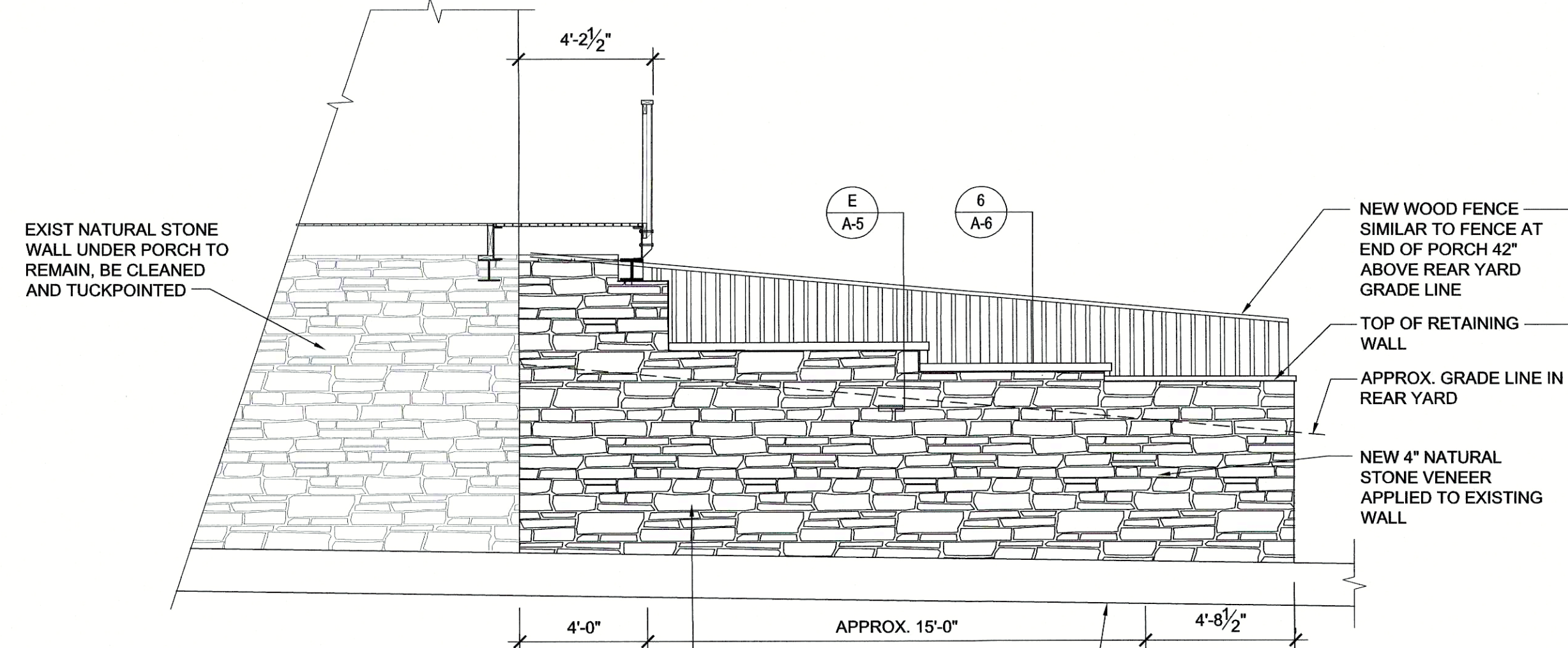
A NORTH ELEVATION EXISTING CONDITIONS
SCALE: 1/4" = 1'-0"



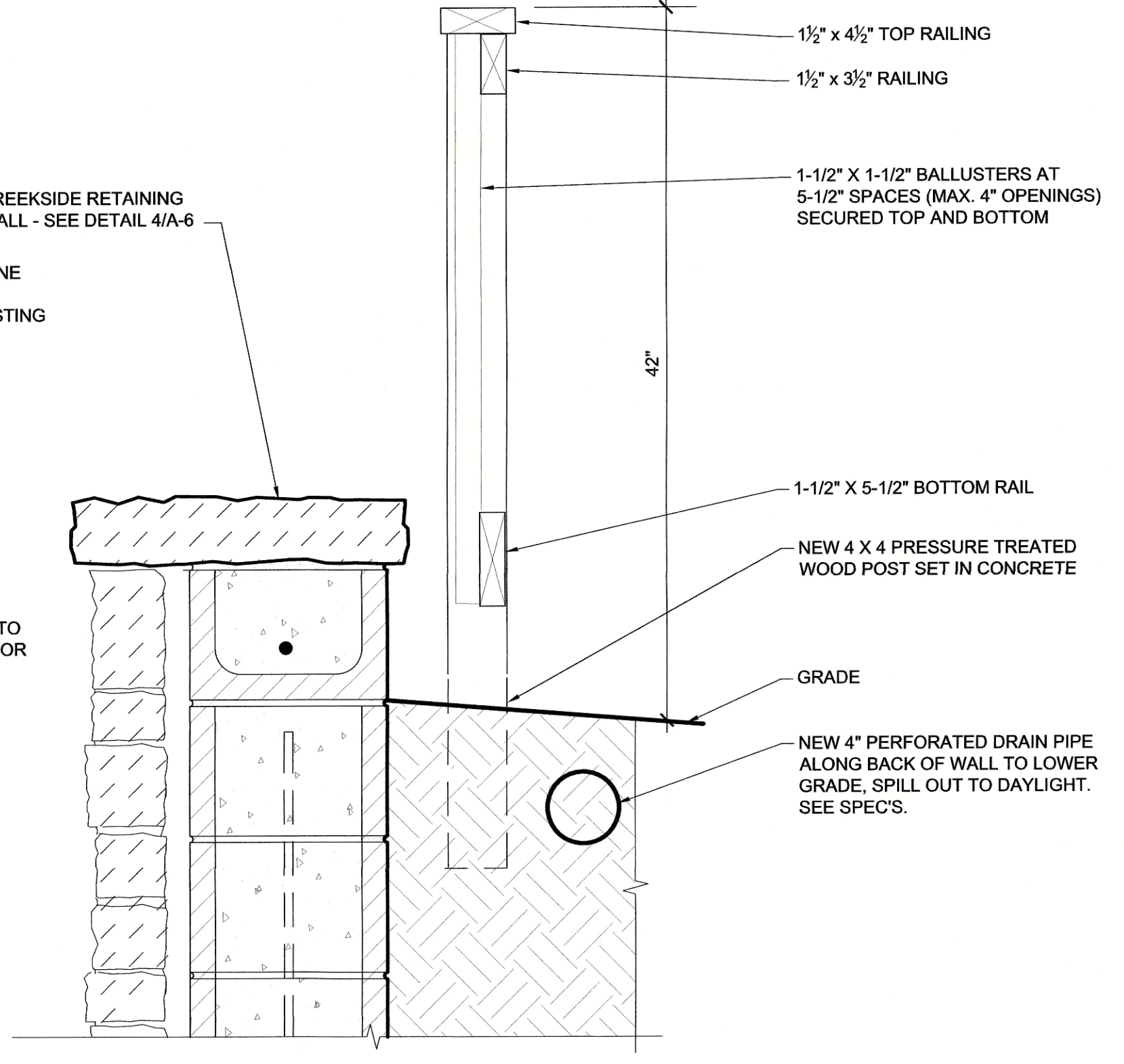
B EAST ELEVATION END OF PORCH
SCALE: 1/4" = 1'-0"

SALVAGE EXISTING STEEL STEPS AND HANDRAILS FOR RE-USE
EXIST D.S. - CONNECT TO NEW DRAIN LINE WITH 6" 664-4XS FLEXDRAIN CORRUGATED SNAP DOWNSPOUT ADAPTER AS MANUF. BY ADS, #0664AA. RUN NEW 4" PERF. DRAIN LINE DOWN SIDE OF RETAINING WALL TO DAYLIGHT

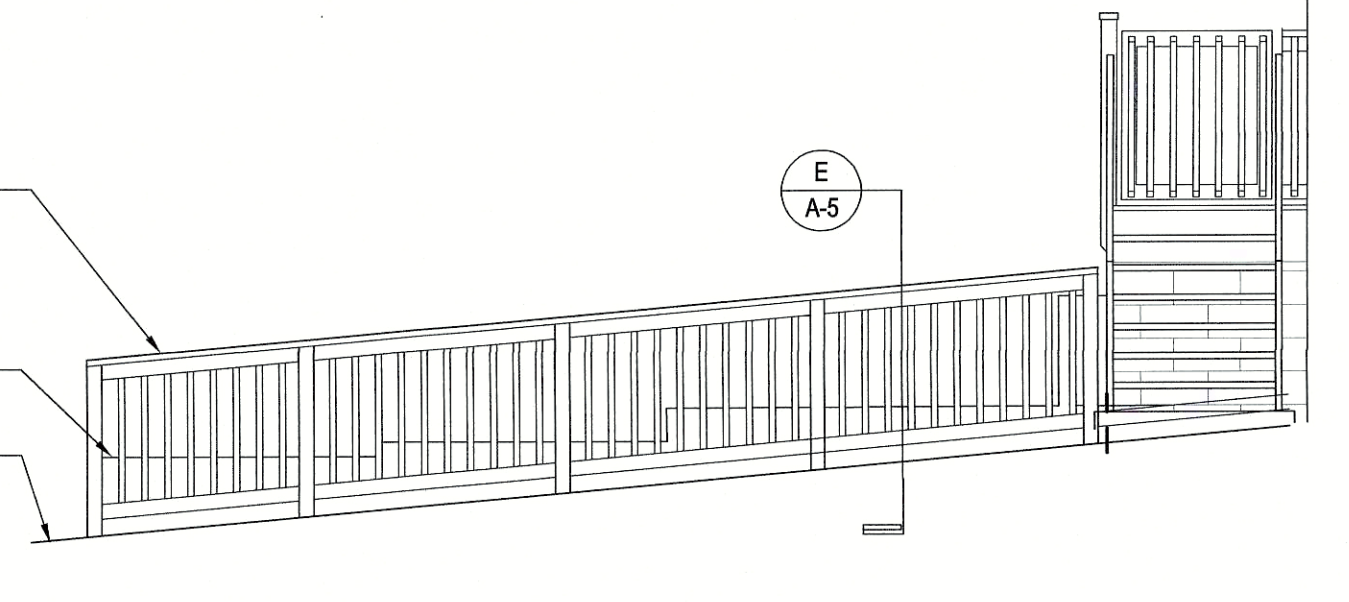
STAIR NOTE: WELD EXISTING STEEL STAIRS TO EDGE OF NEW PORCH CONSTRUCTION. SET STEPS SUCH THERE ARE CONSISTENT RISER HEIGHTS. SET ON CONCRETE STOOP AT BOTTOM TO ALLOW FOR DIFFERENCES IN YARD ELEVATION. STEP TREADS ARE TO BE LEVEL.



C NORTH ELEVATION YARD RETAINING WALL
SCALE: 1/4" = 1'-0"



E REAR YARD FENCE DETAIL
SCALE: 1-1/2" = 1'-0"



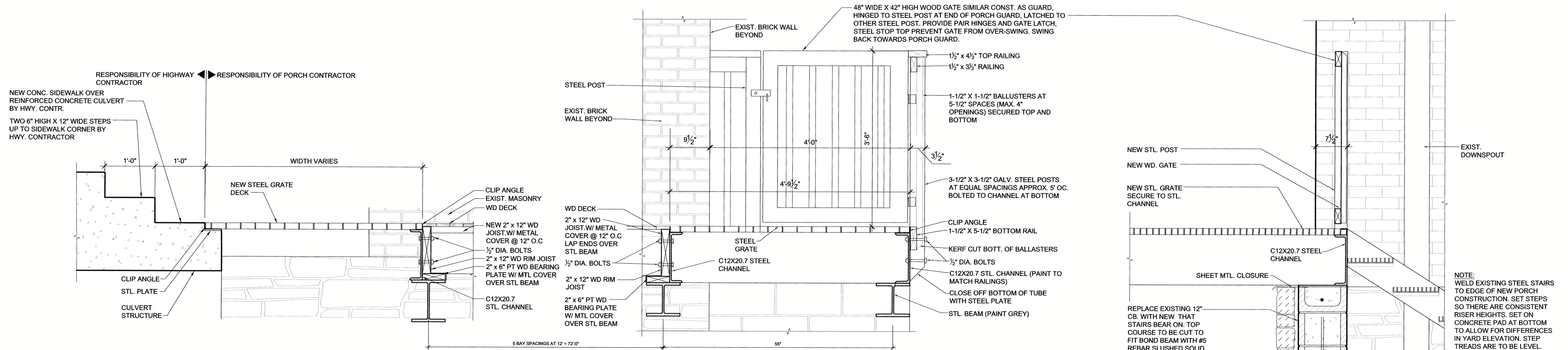
D VIEW FROM REAR YARD RETAINING WALL
SCALE: 1/4" = 1'-0"

- WOOD SPECIES PER SPECIFICATIONS:**
- PORCH FLOOR FRAMING, POSTS, BEAM AND BLOCKING - PRESSURE TREATED PINE SPECIFIED UNDER ROUGH CARPENTRY.
 - PORCH CEILING - CLEAR VG PRIME FJ S4S CEDAR (1 X 6 T&G, V-GROOVE)
 - ROOF FASCIA TRIM, CLEAR VG PRIME FJ S4S CEDAR, 1 X 6 & 1 X 10 CEDAR, SIZES AS DETAILED.
 - PORCH GUARD RAILING AND YARD FENCE, CLEAR VG PRIME FJ S4S CEDAR, SIZES AS DETAILED.
 - PORCH ROOF RAILING COMPONENTS AND SPINDLES - REDWOOD
 - PORCH DECKING - 1 X 4 T&G IPE
 - DOOR THRESHOLDS, RED OAK.
 - THRESHOLD AT FRONT EDGE OF WOOD DECKING, ALUMINUM AS SPECIFIED.
 - REAR YARD FENCING - CLEAR VG PRIME FJ S4S CEDAR (SIZE ON DRAWINGS), FENCE POSTS TO BE PRESSURE TREATED.

BID DOCUMENTS

KYTC ACCOUNT NO. 12F0-625-1900-04-0071-FD52-090-8674601D

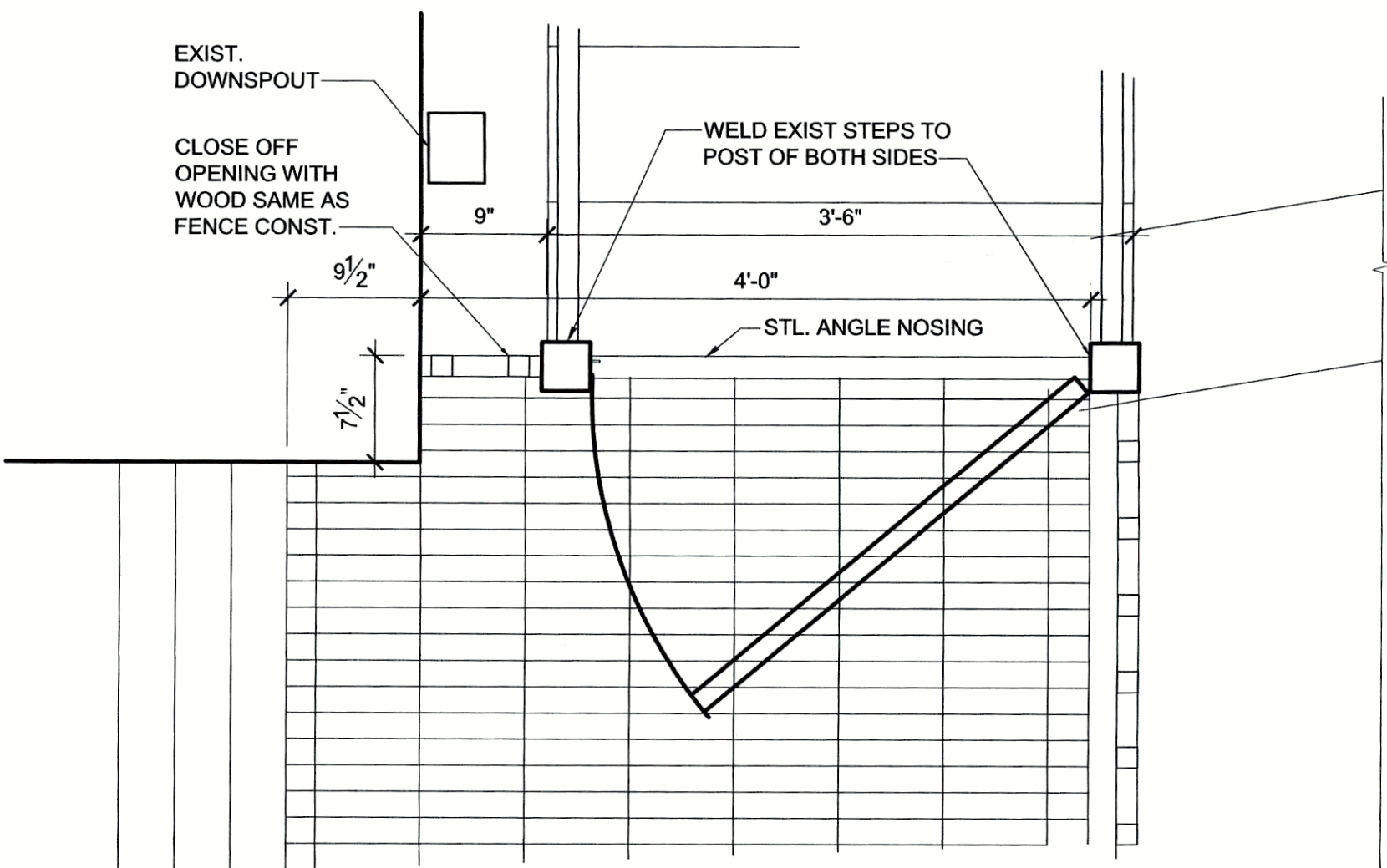
	DRAWING INFORMATION		NETTIE JARVIS PORCH RECONSTRUCTION BLOOMFIELD, KENTUCKY		DRAWING NO. A-5
	A&E FILE NO.	1601	CREEK ELEVATIONS & DETAILS		
	DRAWING DATE	7/30/2019	ACCOUNT NO.	625-1900	COMMONWEALTH OF KENTUCKY FINANCE AND ADMINISTRATION CABINET DEPARTMENT FOR FACILITIES AND SUPPORT SERVICES DIVISION OF ENGINEERING AND CONTRACT ADMINISTRATION FRANKFORT, KENTUCKY
	DRAWN BY	POTTS STAFF	PHASE	BID	
CHECKED BY	POTTS	RTA DATE	10/30/2019	POTTS ARCHITECTS - PLLC 431 SOUTH HILL STREET, LEXINGTON, KENTUCKY 40508-2025 PH: (606) 252-0168 FAX: (606) 252-5438 WWW.POTTSARCH.COM	
REVISION HISTORY OF THIS DRAWING		AS BUILT DATE MM/DD/YR DECA LOG # A1C-5567			
DESCRIPTION OF REVISIONS		DATE	DESCRIPTION OF REVISIONS		DATE
1		5			
2		6			
3		7			
4		8			



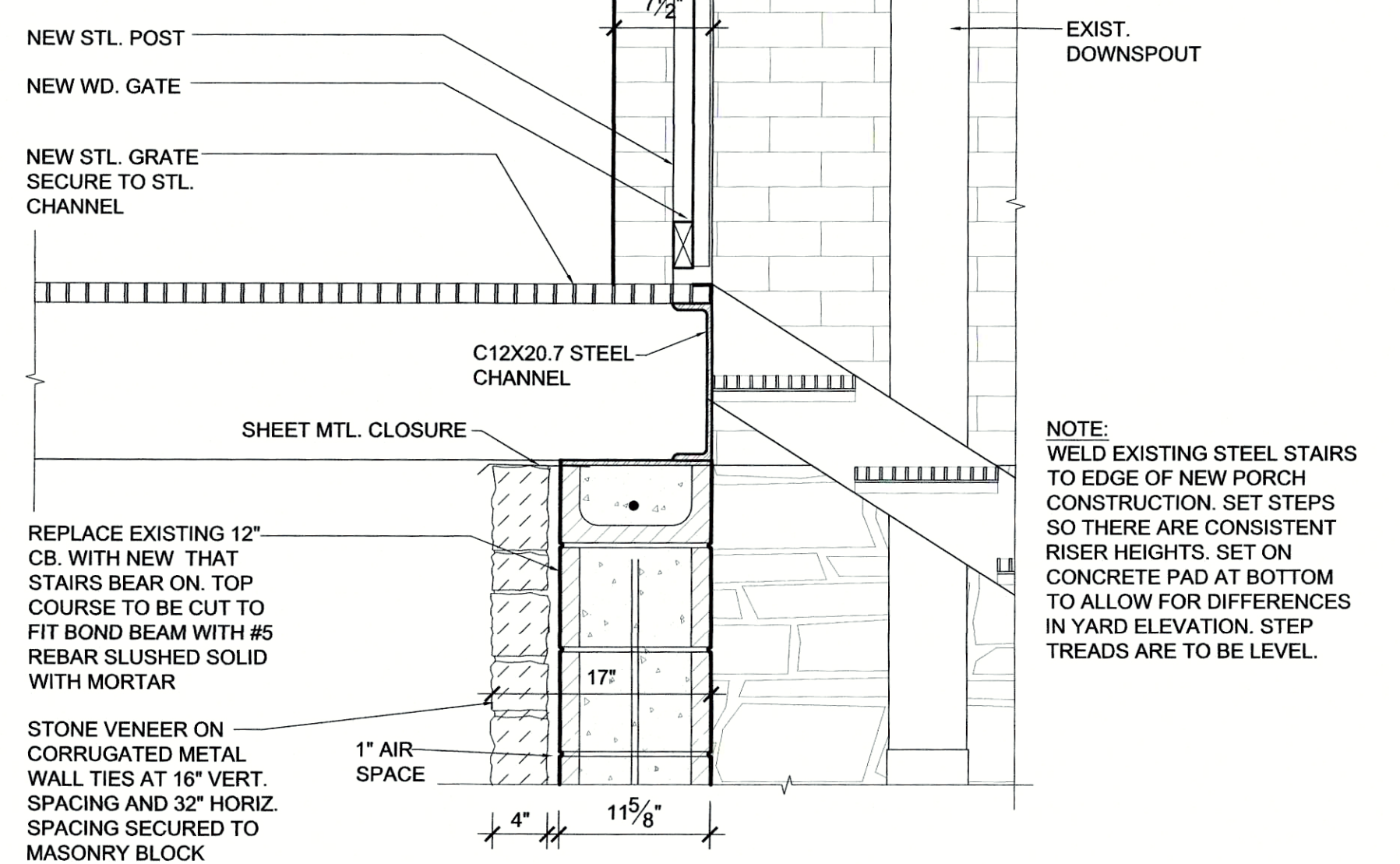
1 METAL GRATE DETAIL - EAST
SCALE: 1" = 1'-0"

BIDDING NOTE: PORCH CONTR. TO FURNISH AND INSTALL STEEL GRATE COMPLETE. HIGHWAY CONTRACTOR TO FURNISH AND INSTALL CONCRETE CURB, SIDEWALK AT CORNER AND CONCRETE STEPS

2 METAL GRATE & GUARD - WEST
SCALE: 1" = 1'-0"

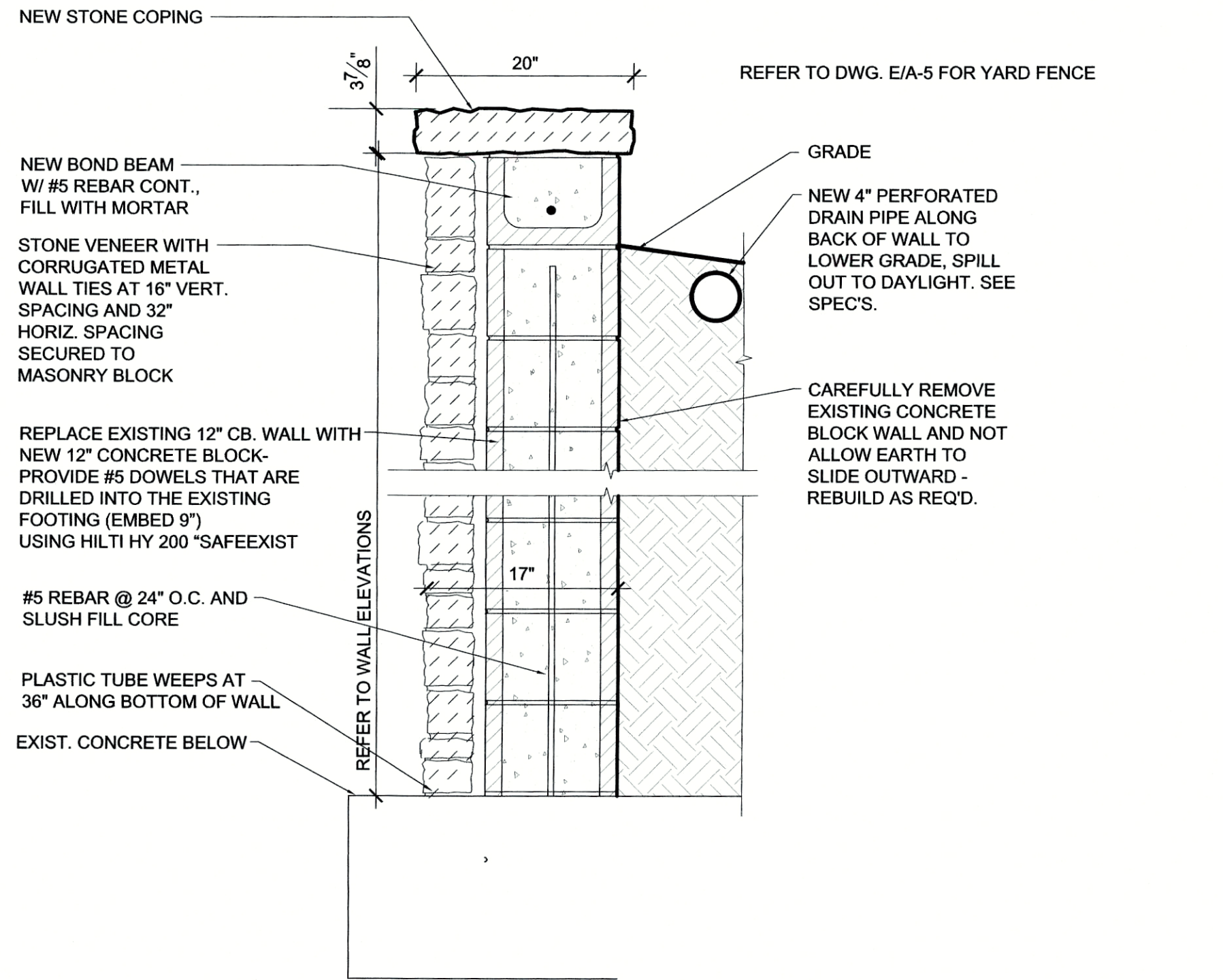


A PLAN AT TOP OF STEPS
SCALE: 1" = 1'-0"



3 RETAINING WALL AND TOP OF STEPS
SCALE: 1" = 1'-0"

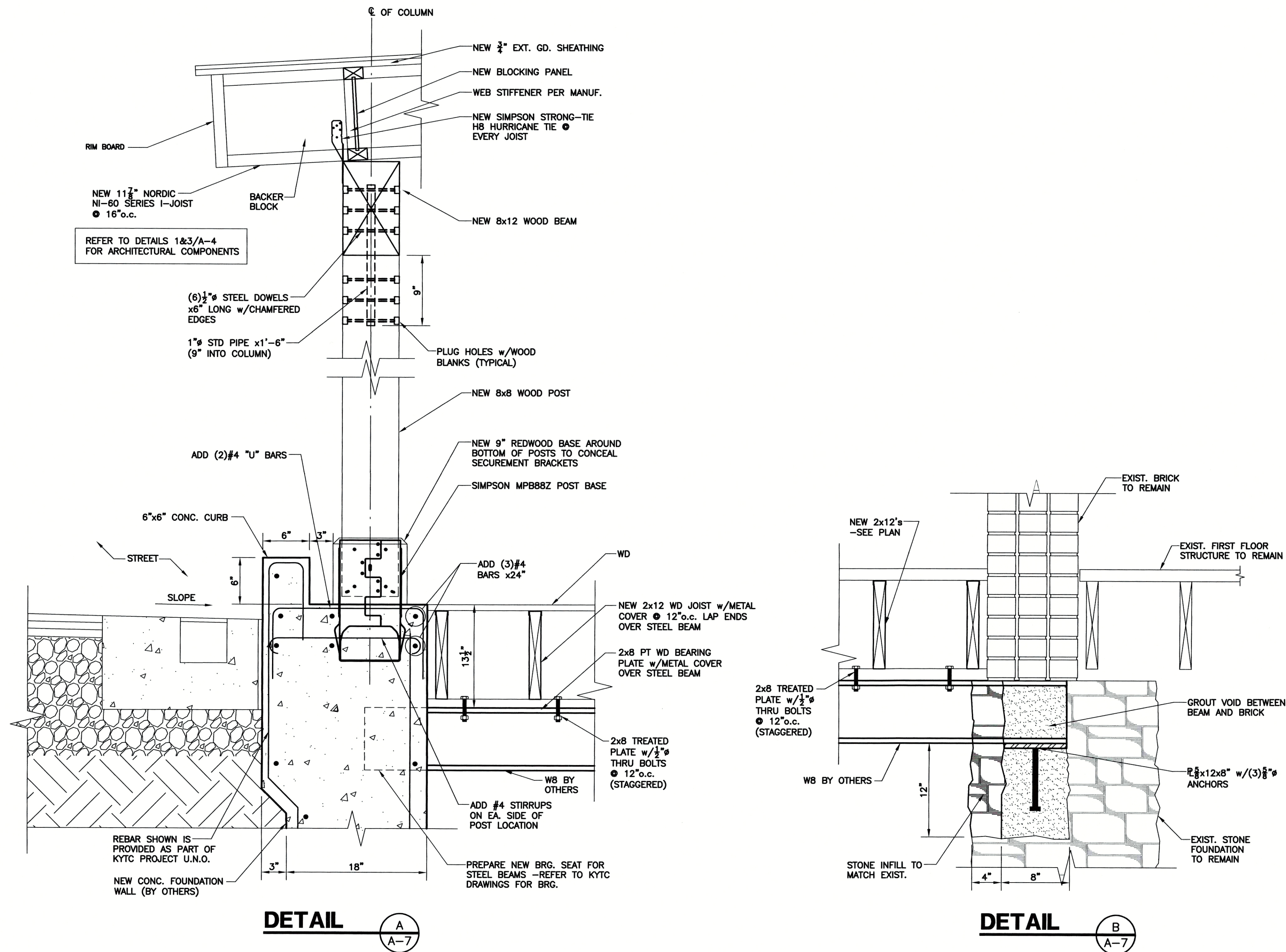
DESIGN NOTE: LAY STONE PATTERN WITH TIGHT JOINTS IN FRONT FACE TO APPEAR AS BEING DRY LAID BUT WITH FULL BED MORTAR



4 RETAINING WALL STONE VENEER OVER CONC. BLOCK
SCALE: 1" = 1'-0"

KYTC ACCOUNT NO. 12F0-625-1900-04-0071-FD52-090-8674601D

	DRAWING INFORMATION		NETTIE JARVIS PORCH RECONSTRUCTION BLOOMFIELD, KENTUCKY		DRAWING NO. A-6																											
	A&E FILE NO.	1601	DETAILS																													
	DRAWING DATE	7/30/2019	ACCOUNT NO.	625-1900	COMMONWEALTH OF KENTUCKY FINANCE AND ADMINISTRATION CABINET DEPARTMENT FOR FACILITIES AND SUPPORT SERVICES DIVISION OF ENGINEERING AND CONTRACT ADMINISTRATION FRANKFORT, KENTUCKY																											
	DRAWN BY	POTTS STAFF	PHASE	BID																												
	CHECKED BY	POTTS	RTA DATE	10/30/2019																												
		AS BUILT DATE MM/DD/YR DECA LOG # A1C-5568																														
REVISION HISTORY OF THIS DRAWING <table border="1"> <thead> <tr> <th>NO.</th> <th>DATE</th> <th>DESCRIPTION OF REVISIONS</th> </tr> </thead> <tbody> <tr><td>1</td><td></td><td></td></tr> <tr><td>2</td><td></td><td></td></tr> <tr><td>3</td><td></td><td></td></tr> <tr><td>4</td><td></td><td></td></tr> <tr><td>5</td><td></td><td></td></tr> <tr><td>6</td><td></td><td></td></tr> <tr><td>7</td><td></td><td></td></tr> <tr><td>8</td><td></td><td></td></tr> </tbody> </table>						NO.	DATE	DESCRIPTION OF REVISIONS	1			2			3			4			5			6			7			8		
NO.	DATE	DESCRIPTION OF REVISIONS																														
1																																
2																																
3																																
4																																
5																																
6																																
7																																
8																																



BID READY

KYTC ACCOUNT NO. 12F0-625-1900-04-0071-FD52-090-86746010

DRAWING INFORMATION		NETTIE JARVIS PORCH RECONSTRUCTION BLOOMFIELD, KENTUCKY	
A&E FILE NO.	1601	DRAWING NO.	
DRAWING DATE	10/8/2019	A-7	
DRAWN BY	POTTS STAFF	ACCOUNT NO.	625-1900
CHECKED BY	POTTS	COMMONWEALTH OF KENTUCKY FINANCE AND ADMINISTRATION CABINET DEPARTMENT FOR FACILITIES AND SUPPORT SERVICES DIVISION OF ENGINEERING AND CONTRACT ADMINISTRATION FRANKFORT, KENTUCKY	
PHASE	PHASE C	AS BUILT DATE	
RTA DATE	MM/DD/YR	MM/DD/YR	
		REVISION HISTORY OF THIS DRAWING DESCRIPTION OF REVISIONS DATE DESCRIPTION OF REVISIONS DATE	
		1	5
		2	6
		3	7
		4	8